



waterplay[®]

PRODUCT CATALOGUE

www.waterplay.com
connecting the world through **play.**

CEDRIC ARCHER PARK
ROCKHAMPTON | AUSTRALIA
municipal park



"If there is **magic** in this planet
it is contained in water."


Loren Eiseley
American anthropologist (1907-1977)



connecting the world through **play**.

The joy of play brings people and neighbourhoods together and makes the planet more livable and socially just. Be a part of the movement toward a healthier, happier, global community by unleashing the exhilarating potential of aquatic play for developing minds, thrill seekers, budding explorers and the young at heart.



A young girl with brown hair, wearing a blue patterned swimsuit, is running barefoot through a large splash of water at a playground. She has a joyful expression with her mouth open. The background features a wooden play structure with orange and blue accents, a blue slide, and a clear blue sky with scattered water droplets. The ground is wet and has some green painted designs.

"Play is our brain's **favorite**
way of learning."

Diane Ackerman
Contemporary American author

CONTENTS

inspiration

- 4 experience the difference
- 7 where we play
- 8 design philosophy
- 10 designing play
- 14 colour options

creative collections

- 20 classic - kaleidoscope
- 24 urban - revolutions
- 30 urban - jamsessions
- 34 themed - nature
- 42 themed - nautical
- 52 ehrling - shoreline
- 56 ehrling - grasslands
- 62 ehrling - cirque

creative solutions

- 66 play pals
- 70 stones & play clusters™
- 72 ground sprays
- 80 luminaries & glow effects

discovery play

- 84 waterways **NEW!**
- 86 discovery stream

play structures

- 88 activity towers
- 92 signature designs

gatherings collection

- 100 tables, benches & stools

water management

- 104 water management solutions

product information

- 112 technologies & materials
- 114 product index

EXPERIENCE THE DIFFERENCE

Your project deserves the best. With over 30 years of experience, Waterplay has helped shape thousands of aquatic play spaces around the world. Our design theory is strict, our quality is unmatched and our products create treasured play spaces that stand the test of time.

SUPERIOR QUALITY

Waterplay strives to deliver the highest standards in the industry through the products that we offer, the people we employ, the in-house procedures we put in place and the partners and suppliers we work with.

EXPERT TEAMS

Our Waterplayers will guide you through the design process and beyond. Our team of experts is comprised of research and design specialists, engineers, in-house manufacturing and logistics, sales and marketing support, on-site service and training, as well as project support specialists.

OUR CARE VALUES

A belief that every task we undertake deserves the utmost **C**ommitment, is approached with the **A**ttitude that anything is possible, is fueled by teamwork based on mutual **R**espect and promotes an environment of **E**quality and collaboration.

ACCOUNTABILITY

As a community-minded company, we know safety is paramount when it comes to the people we love. At Waterplay, we value the confidence you place in us and stand behind all of our products, from concept to completion and beyond.

We call this **#theWaterplayDifference**

A photograph of two young children playing at a water fountain. The child on the left is a boy with curly hair, wearing a blue and white striped shirt and orange pants, reaching out towards the water. The child on the right is a girl with blonde hair, wearing a white sleeveless top and purple leggings, holding a string attached to a large orange ball. The background is a blurred park setting with trees and warm lighting. The text "OUR PURPOSE IS TO CREATE A GLOBAL COMMUNITY CONNECTED THROUGH PLAY AND SOCIAL EXPERIENCES." is overlaid in the upper right corner.

**OUR PURPOSE IS TO
CREATE A GLOBAL
COMMUNITY
CONNECTED THROUGH
PLAY AND SOCIAL
EXPERIENCES.**



"When children's sense of curiosity is stimulated through water play, they are building the **scientific and mathematical** building blocks required for later academic skills."

Dr. Beverlie Dietze

Director of Learning and Teaching, Okanagan College

WHERE WE PLAY

AQUATIC SOLUTIONS FOR ANY LOCATION:

MUNICIPALITIES

URBAN AREAS

wading pools

PARKS

community pools

PUBLIC SPACES

COMMERCIAL

water parks

HOLIDAY PARKS

AQUATIC FACILITIES

housing developments

HOTELS & RESORTS

entertainment centres

SHOPPING CENTRES



PROVEN DESIGN PHILOSOPHY

Celebrated play spaces have something in common: exceptional products. From their unique functions, materials and technologies to the social experiences they nurture, Waterplay's products bring leading design philosophies to your project.

EXPERIENCE

The true value of play comes from the experiences we have. When play is fun, fresh and exciting for a child, learning flows naturally. Waterplay products focus on collaboration, physical movement, scientific inquiry, make believe and challenging play, supporting the unique development stages of every waterplayer.

SUSTAINABILITY

Our non-toxic materials and coatings ensure safety for waterplayers and the environment. We are committed to designing products with low flow rates and optimized water use through activation, sequencing and water management best practices.

INCLUSION

Our products are designed for maximum participation. Using universal design principles, ADA and ASTM safety standards, our products create rewarding play experiences for all ages and abilities.



PLAY SHOULD BE FREE...

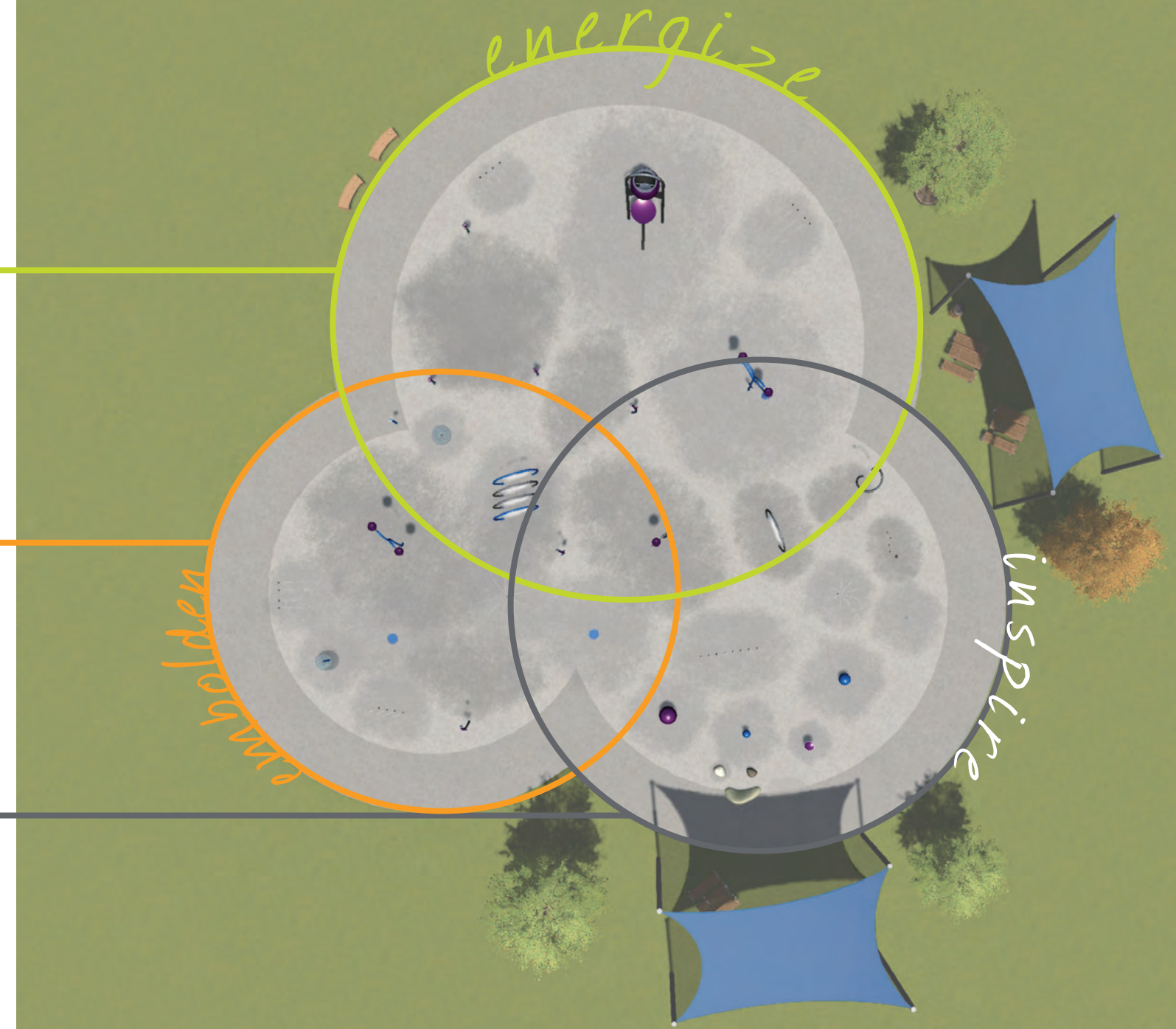
Developing minds and bodies need freedom to test their abilities. Based on the philosophies of unstructured, free play we recommend creating spaces that aren't limited by age or physical ability, but instead thoughtfully created to allow waterplayers to **choose their own adventures and distinguish their own boundaries.**

Waterplay's three action zones were defined to inspire, embolden and energize waterplayers around the world through environments that foster specific styles of play.

| | | | |
|--|---|---|--|
| ADVENTURE ZONE | | <i>BIG SPLASHES AND NON-STOP ACTIVITY! THE ADVENTURE ZONE IS FULL OF ENERGY AND EXCITEMENT!</i> | |
| Big water effects and continuous action energize the senses and creates excitement | Fast pace encourages quick-thinking and promotes physical movement | Centrally placed and ready for action | |
| EXPLORATION ZONE | | <i>SPRAY, DUMP, SPLASH, TEAM UP AND TAKE ON CHALLENGES - THIS UNIVERSAL SPACE INVITES COLLECTIVE FUN!</i> | |
| Play elements and water effects that spark inquiry and encourage physical movement | Multiple opportunities for collaboration and interactive play | Provides a stepping stone between the discovery and adventure areas for a seamless play experience | |
| DISCOVERY ZONE | | <i>A SPACE FOR THOUGHTFUL AND CONTEMPLATIVE PLAY THAT MOVES AT A MINDFUL PACE.</i> | |
| Gentle water effects for reduced stimulation | Cognitive play opportunities facilitate deep learning and flexible thinking for individual and group play | Situated along the outside perimeter and away from the adventure zone for a relaxed play experience | |

DESIGNING PLAY

FOR OPPORTUNITIES
& POSSIBILITIES



DESIGNING PLAY WITH UNLIMITED POTENTIAL

Design for the future with a sleek, flush-to-grade anchoring system.

Don't limit the possibilities of your next aquatic play project. Phase your installation, switch out spray features or plan for future expansions with **playPHASE™**, a flush-to-grade anchoring system exclusive to Waterplay® Solutions.



Waterplay's universal playPHASE™ base is compatible with geyser sprays (low, medium and high), a winter cap and freestanding play features.

PLAYPHASE™ CAP



✓ Prepare your project site before the spray features arrive.

✓ Compatible with any Waterplay aquatic feature.

✓ Flush-to-grade design safely conceals hardware.

✓ playPHASE™ geysers works with low, medium and high flow rates.

✓ Sleek and seamless for a flawless play space.

Do you have playPHASE™ bases already installed? Contact our sales team for an evaluation and recommendation for your next Waterplay feature!




✓ No toe guards or dome covers required.

✓ Simplified installation for a perfect concrete pour every time.

Find flexibility with playPHASE™

The playPHASE™ Geyser spray adds playful water action to any space while providing the opportunity to change your space throughout its life cycle.

PLAYPHASE™ GEYSERS



COLOUR OPTIONS



Stories come to life through colour. Deep blues and gentle greens, sharp reds and muted creams, each of these colours can align with your surrounding landscape, facility, adventure or moment in history to help narrate your space design.

Choose from a variety of brilliant Waterplay colour options unique to your project, or choose from one of our carefully crafted pre-set collections.

WATERPLAY'S STANDARD COLOUR PALETTE

Designed to withstand the elements, our super durable, lead-free powder coating is built to withstand extreme climate temperatures, moisture and UV exposure.



VANILLA



BEIGE



YELLOW



MELON



ORANGE



RED



MAROON



PLUM



PURPLE




ROYAL BLUE



BLUE



TURQUOISE



OCEAN




SAGE



FERN



FOREST



GREY



BROWN



GRAPHITE



WHITE





BLACK

COLOUR INSPIRATION

Pairing colours can be tricky and choosing combinations that work together effectively is key to the success of your design. By selecting one of Waterplay's **harmonized colour collections**, you can comfortably reinforce a unified, themed appearance to ensure that your next aquatic play project hits the mark.



SEE OUR CREATIVE
COLLECTIONS
BROCHURE FOR
MORE OPTIONS!



AQUALUME™

Make a statement in your next design with Waterplay's Aqualume™, an impact resistant and durable polymer that allows the sunlight to pass through for a truly stunning play experience.



DUMPING BUCKETS



GRAPHIC OPTION SNEAK PEEK

MISTY TWISTY

Create a beach oasis with the **Surf Spray** graphic collection.



Waterplay has numerous graphic collection options available. Contact our sales team for more details.



MAGNIF-EYE

The **High Seas** graphics are full of adventure and discovery!

LILY PAD & SOUND SPRAY

Kaleidoscope graphics ignite childlike wonder in us all.





FREESTANDING AQUATIC PLAY

Waterplay's freestanding aquatic play collections are comprised of aquatic features designed to adapt to any environment. Transform your space into a circus, a jungle, a seaside adventure or simply complement the surrounding environment.

THE BOARDWALK AT IRA NEEDLES BLVD.
ONTARIO | CANADA
shopping centre



CREATIVE
COLLECTIONS

KALEIDOSCOPE
classic collection



A child's imagination is full of bright colours and fun shapes. The Kaleidoscope Collection takes waterplayers on an action-packed, playful adventure through a real life wonderland of discovery.




CREATIVE COLLECTION

KALEIDOSCOPE classic collection

COLOUR THEME:



POLKA DOT
SPRAYS




ground sprays

POWER
POST



PUSH

activator



SNEAKY
SOAKERS

SPIN
SPLASHER

SPIN-A-ROO

soakers & sprays



CANDY CANE

WAVY
WAND

CURVY
CANE

HULA POST

soakers & sprays

Visit www.waterplay.com for
detailed product information.



MAGNIF-EYE


MISTY TWISTY

small splashes

SPLASH
BLASTER



cannon




FUN-GUY


SPINNY
SQUIRT

small splashes

FUN-BRELLA



MIST
STICK




ARCHIE



arches

SPIRAL TUNNEL



O-RIGINAL



CUSTOMIZABLE WITH A CITY NAME,
LOGO, OR SPONSOR RECOGNITION



FROGGIE-O



RAINBOW
DOME

CREATIVE
COLLECTIONS

REVOLUTIONS
urban collection




The Revolutions Collection was designed on an axis. Featuring smooth lines, 360° revolutions, spirals and spheres, this stunning group of products and colours unites play with a contemporary design aesthetic.



CREATIVE COLLECTION

REVOLUTIONS urban collection

COLOUR THEME:



big splashes



Visit www.waterplay.com for
detailed product information.



BLOOMIN' SOAKERS

soakers & sprays




TWIST N'
SPILLS



HELICES



SPIN SPRAYS



SPIRAL TUNNEL

arches



WATER-O

POWER POST




activator

REVOLUTIONS

Bold and vibrant, or subtle and soothing, the Revolutions Collection builds a playful momentum in any community space.



ROSEBERRY PARK
ONTARIO | CANADA
urban space





CREATIVE COLLECTIONS

JAMSESSIONS

urban collection




Everyone's a musician with the JamSessions Collection. Dance under the spilling bells, plug the nozzles of the Sound Sprays, or dance on the keys of the Tappin' Tunes.



CREATIVE COLLECTION

JAMSESSIONS urban collection

COLOUR THEME:



soakers & sprays




soakers & sprays



arches

Visit www.waterplay.com for detailed product information.



TAPPIN' TUNES

themed

SOUND SPRAY



FEATURES
SOUND!



MAESTRO

activator




PUSH



COSMIC
CANNON

cannon




U.S.O.

small splashes



MAGNIF-EYE



FUN-BRELLA



MISTY TWISTY

CREATIVE
COLLECTIONS

NATURE
themed collection



Embrace the great outdoors with the Nature Collection. Giant raining leaves, trees, flowers, spraying cat tails and wiggly water cannons are designed to peak the imagination of all waterplayers, young and experienced.



CREATIVE COLLECTION

WILDWOOD nature collection

COLOUR THEME:



ACCENTS



Visit www.waterplay.com for
detailed product information.

fauna

PAPILLON



CATERSPILLER



PUSH



POWER POST
activator

LEAFLET



RAIN CAP



RAIN
FOREST



CAT TAIL



flora



flora



cannons



small splashes

CREATIVE COLLECTION

RANCH & JUNGLE nature collection

COLOUR THEME:




ACCENTS



Visit www.waterplay.com for
detailed product information.

ENHANCE WITH
YOUR GRAPHIC!



RANCH



COLOUR THEME:

ACCENTS

FREESTANDING AQUATIC PLAY
nature themed collection
RANCH & JUNGLE

JUNGLE

POLY
PALMS

GEROME

Our **Nature Collection** is adaptable. Use the Ranch and Jungle themed products to build onto the Wildwood Collection and tell a story that's not only unique, but full of themed fun!

See pages 36 & 37 for Wildwood Collection.



NATURE

Oakvale Farm & Fauna World put an end to off-season slumps with a water park that keeps visitors cool year round. Highlighting their wildlife theme with the **Wildwood** Collection, the splash pad comes alive with water cannon koalas, a spiral tunnel coiled like a python and small features that introduce waterplayers to native critters like kangaroos and wombats.

OAKVALE FARM & FAUNA WORLD
NEW SOUTH WALES | AUSTRALIA
wildlife park





"We've got visitors
traveling three hours each
way just to visit our park."

Kent Sansom, Owner



CREATIVE
COLLECTIONS

NAUTICAL
themed collection



Escape to the high seas. The Nautical Collection is sure to unleash adventure and courage in waterplayers of all ages and abilities. Brave the open water on the H.M.S. Waterplay, spray the nearest pirate or make friends with the wiggly Octopus!



CREATIVE COLLECTION

HIGH SEAS nautical collection

COLOUR THEME:

ACCENTS



sea creatures



boat & mast



activator

Visit www.waterplay.com for
detailed product information.



ANCHORS
AWAY

PERISCOPE

360°

FISHIN'
POLE

anchors & rods

FREESTANDING AQUATIC PLAY
nautical themed collection
HIGH SEAS



CARRONADE


cannon



MAGNIF-EYE

small splashes

FUN-BRELLA



CYCLONE



POLY
PALMS



POLY
PALM
COCO



360°

SAIL
AWAYS



soakers & sprays

NAUTICAL

Inspired by South Africa's subtropical beaches, the **WavePark Gateway Entertainment Centre** takes families on a refreshingly cool adventure. Set sail on a magnificent pirate ship, navigate tidal waves from the Mega Soaker and hang out under the showering palms. The perfect reward after a busy day of shopping.





WAVEPARK GATEWAY
DURBAN | SOUTH AFRICA
entertainment centre



CREATIVE COLLECTION

SURF SPRAY nautical collection

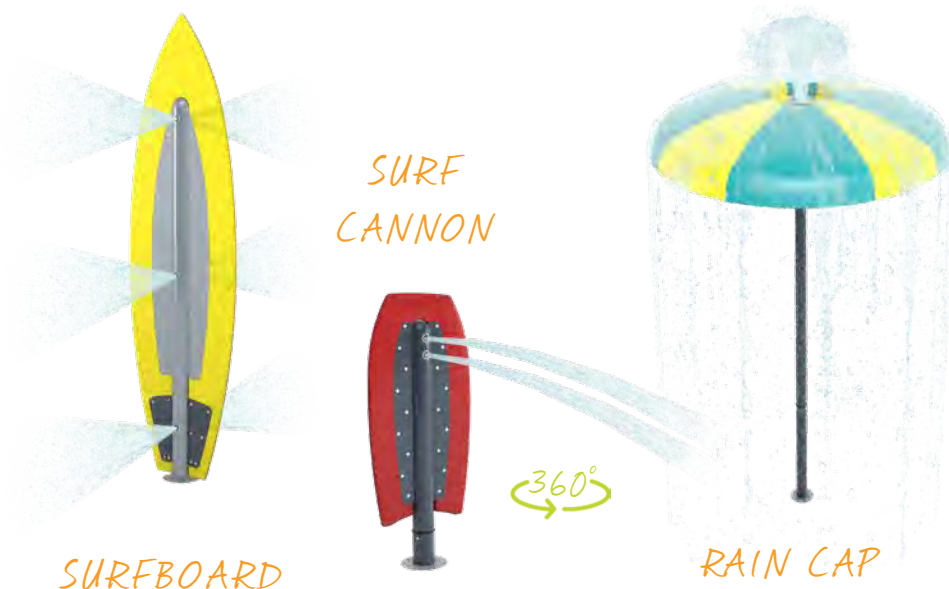
COLOUR THEME:



ACCENTS




Visit www.waterplay.com for
detailed product information.



sprays and cannons



beach balls



Tip: Poly Palms set
the scene for a day
at the beach.

POLY PALMS



The Surf Spray Collection

perfectly embodies the serenity and playfulness of the beach. Use these features together with the High Seas Collection to slow down your nautical adventure and create a Zen play space full of surf, sun and fun.

See pages 44 & 45 for High Seas Collection.

FREESTANDING AQUATIC PLAY
nautical themed collection
SURF SPRAY



CREATIVE COLLECTION

PLAY CLUSTERS™ nautical collection

Voyages Play Clusters™ offer an action-packed play solution with a compact footprint to accommodate any space or budget.

SCHOONER 2

AIM

360°

SKIFF

SCHOONER 1

SLOOP

AIM

voyages play clusters™

Visit www.waterplay.com for detailed product information.

SET A COURSE FOR ADVENTURE WITH **VOYAGES!**

Perfect as a stand-alone attraction or part of a larger design, the **Voyages Play Clusters™** bring playful ships and sailing vessels to your next adventure! From the small and compact Skiff to the deluxe Schooner—each cluster offers a unique set of water effects and footprints to complement every space.



CREATIVE COLLECTIONS

SHORELINE

by **ehring**



Ehring Collections

A product design collaboration with Markus Ehring, world-renowned public space designer, the Ehring Collections by Waterplay are the perfect balance of play value, beauty, form and function.



Designed for exploration, soaring water effects and big splashes, **the Shoreline Collection** guides waterplayers from the grassy meadows into a tidal zone of sneaky sea shells, curious gulls and dancing kites.



CREATIVE COLLECTION

SHORELINE by ehrling

COLOUR THEME:



ACCENTS



TURN UP THE
FUN WITH
THE SOAKERS
ADJUSTABLE
SPLASH PLATE!

BEACH BALL
SOAKER



WHIRLER
activator

big splash

WINDSOCK



SPIN



SPIN

KITE


WATER
FLOWER



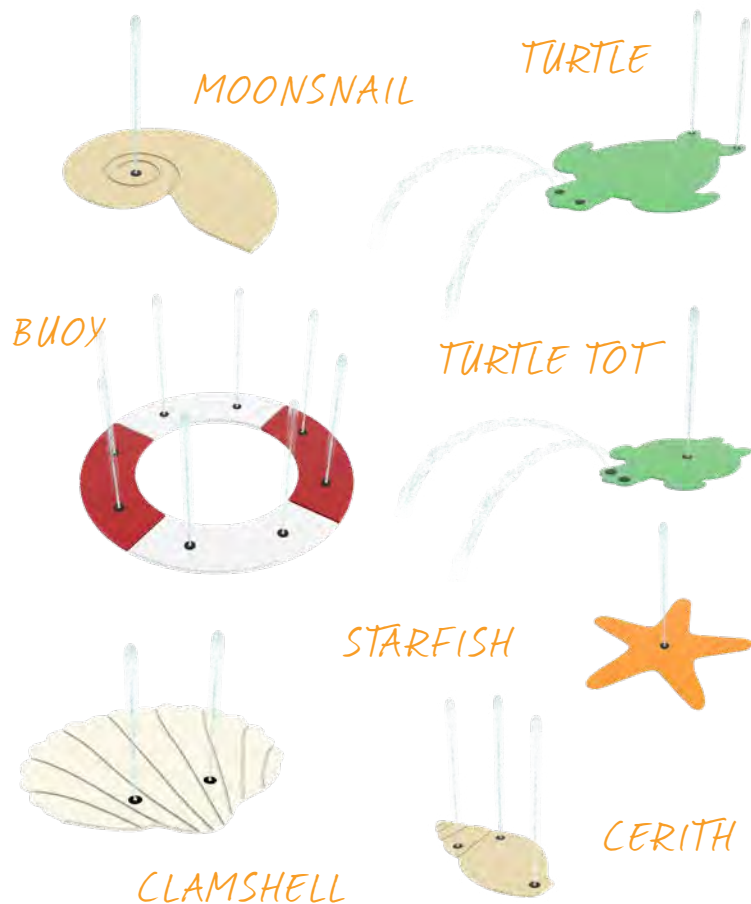
SPIN

soakers & sprays

Visit www.waterplay.com for
detailed product information.



soakers & sprays



ground sprays


CREATIVE
COLLECTIONS

GRASSLANDS

by **ehring**



Tall blades of grass, whimsical wildflowers, smooth stones and friendly creatures—the Grasslands Collection brings the wonder and beauty of nature to the play pad.




CREATIVE COLLECTION

GRASSLANDS by ehrling

COLOUR THEME:



ACCENTS



whimsical wildflowers



whimsical wildflowers

cannons


GRASSES



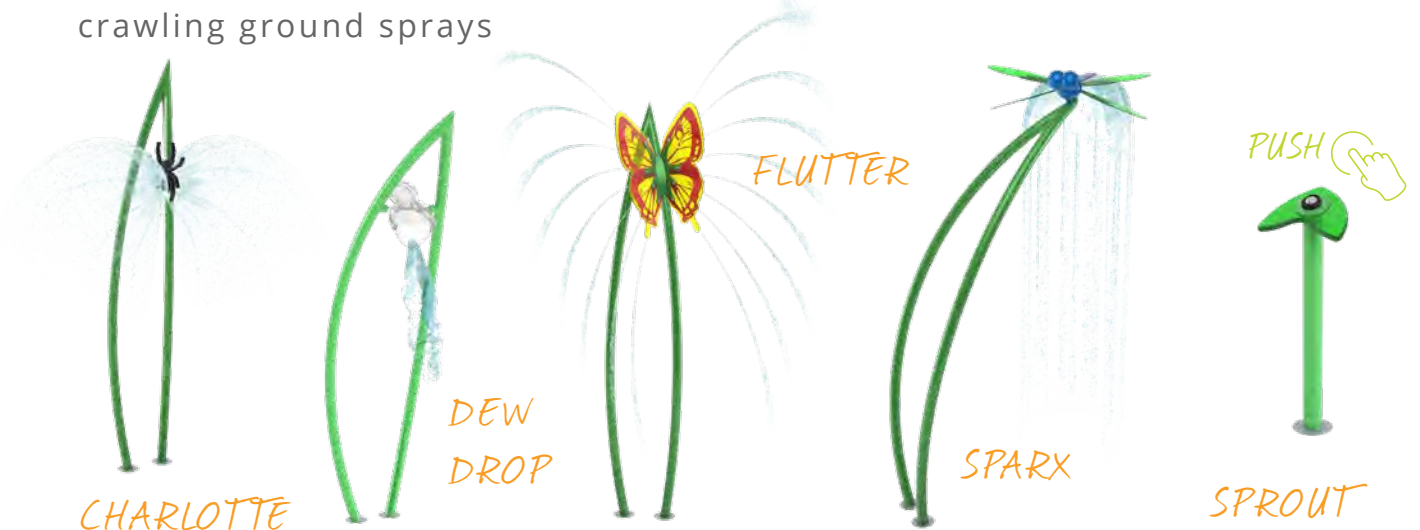
MORNING GRASSES

friendly shoots of grass

Visit www.waterplay.com for detailed product information.



crawling ground sprays



soakers and sprays


activator

GRASSLANDS

Find your way through giant wild flowers and splashing dew drops at these nature-inspired aquatic play spaces. These modern, eco-friendly designs create an attractive public space where communities can gather, relax and connect through play.



BASE DE LOISIRS
CAZAUBON | FRANCE
community park



“Thoughtfully selected colour palettes not only **influence the beauty** of the space but also the way people play and interact.”


Markus Ehring
Public space designer, Germany




PRAIRIE WINDS PARK
ALBERTA | CANADA
community park

CREATIVE
COLLECTIONS

CIRQUE
by **ehring**



The Cirque Collection is designed for collaborative fun. Push, spin, plug and take aim. This troupe of whimsical and looping play features delights waterplayers with a spectacular water show.



CREATIVE COLLECTION

CIRQUE by ehrling

COLOUR THEME:




CANNONBALL



360°

AQUA-KNOT



360°

AQUA-BATIC

soakers & sprays


AQUA-DROP



ENCORE



PARASOL



soakers & sprays

PUSH DOWN AND WATCH
THE NEAREST GROUND
SPRAY SHOOT HIGHER!



BOINGO



ROUE CYR



arches

Visit www.waterplay.com for
detailed product information.



cannons



DJEMBE

small splashes



BATON

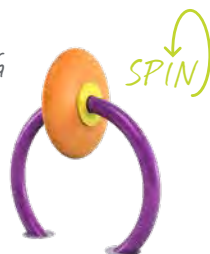


PRESTO



activators

SPIN THE
RINGMASTER
TO ACTIVATE
SURROUNDING
WATER.




RINGMASTER

WATCH THE
BUCKET FILL AND
GET READY FOR
THE BIG SPLASH!

big splashes

BIG TOP
SOAKER



CREATIVE
SOLUTIONS | **PLAY PALS**
product collection



Play Pals move through any collection or play space! Whether you want to add more fun to your **JamSessions** design, or build out a **Wildwood** adventure, Play Pals fit seamlessly into any space to help tell your story.



CREATIVE SOLUTIONS

PLAY PALS product collection

Play Pals are an offering of 'must-have' features that energize waterplayers wherever they go!

Visit www.waterplay.com for detailed product information.

FEATURES AN
ADJUSTABLE
SPLASH PLATE

GET READY FOR
THE BIG SPLASH!

MEGA SOAKER

big splashes

HELICES

360°

BLASTERS

PUSH



POWER
POST


cannons

activator

SNEAKY
SOAKERS

360°

soakers & sprays




SPINNY
SQUIRT

MISTY
TWISTY




U.S.O.

FUN-BRELLA



CYCLONE



FUN-GUY

small splashes

WATER-O



SPIRAL TUNNEL



O-RIGINAL


CUSTOMIZABLE
WITH A CITY
NAME, LOGO,
OR SPONSOR
RECOGNITION

arches

STONES & PLAY CLUSTERS™

KIDS CARE SPRAY PARK
BRITISH COLUMBIA | CANADA
community park

Delight the senses with Stones! Inspired by the smooth pebbles of a shoreline, these giant stones provide a calm space for kids to rest, relax and explore gentle water effects. Stones are available in both dry and spraying options and feature a sand-blasted surface for safe play.



SURF STONES



SAND STONES


serene stones

Seashells with
a circle of
stones create a
contemplative tide
pool for scientific
exploration.


PLAY CLUSTERS™

Encourage specific play styles through
clusters of play perfect for any setting.

TIDE POOLS



UNCOVER POCKETS OF
PLAY AS THE TIDE FLOWS
BETWEEN LAND AND SEA.
WHEN WATERS RETREAT,
SHALLOW POOLS ARE LEFT
BETWEEN THE STONES TO
EXPOSE COASTAL MARVELS
FOR ALL TO DISCOVER.



SERENE STONES



POPPY
LABYRINTH




CREATIVE
SOLUTIONS

GROUND SPRAYS

product collection







CREATIVE SOLUTIONS

GROUND SPRAYS

Ground sprays are an essential part of every design: use them alone or to complete a design with dynamic spray patterns. Keep the magic flowing after dark with Glow Effects and Luminaries!

SPRAY TUNNEL 4




SPRAY TUNNEL 8

tunnel


TEAM EFFECT

COVER THE
NOZZLES
TO PUSH THE
WATER HIGHER!




THEY GO ANYWHERE...

TEAM EFFECT MINI



GROUP VOLCANO



cause & effect



MISTY
MOUNTAIN

SOLO
SPURT

TULIP



classic

GEYSER

GUSHER

STRAIGHT UP



MONSTER 5

FOUNTAIN
MOUNTAIN

CONFETTI SPRAY

STOMP, DANCE,

PUDDLES!

An exciting take on the traditional ground spray, Puddles bring the fun of rain puddles to the play pad. Designed with a squishy jump pad, this ground spray encourages waterplayers to stomp, dance or hop to create a splashy water effect.



HOP WITH



JUMP!




PUDDLE 3

PUDDLE 2



PUDDLE 1




JUMP SPLASH DISCOVER



GROUND SPRAYS



DOUGHNUT

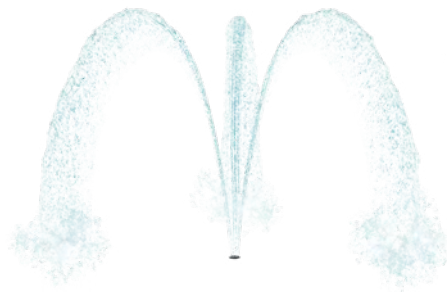


water fort

STARLET SPRAY



MOP TOP




TOWER SPRAY

BUTTERCUP



CHARLOTTE'S WEB




multi-directional




FEATURES
SOUND!

SOUND SPRAY



TAPPIN'
TUNES



LILY PAD

themed

customizable



WAVE



TWIN SPURT


SPLIT SPURT



TIDAL WAVE



STEADY
STREAM



directional



POP-IT

SPONTANEOUS
BURSTS OF WATER...

TILTY POP-IT



LOW
FLOW



MEDIUM
FLOW



HIGH
FLOW

dynamic


PLAYphase™ Geysers

LUMINARIES & GLOW EFFECTS

MILLENNIA STYLUS PARK
CALIFORNIA, USA
urban area

Extend the hours of usage and create a striking water display that flows from day to night! Luminaries create a multi-functional space that glimmers between play and visual art.





LUMINARIES

Recessed LED lights
illuminate integrated
ground sprays.



GLOW EFFECTS

Flush-mounted LED
lights illuminate the
surrounding water.

CREATIVE
SOLUTIONS

DISCOVERY PLAY

curiosity collection



The Curiosity Collection is designed to spark exploration, wonderment, intrigue and discovery. Children of all ages can move, touch and manipulate the flow using interactive weirs that will exercise their minds and problem solving skills.





**NEW
product**

creative collection
nautical

INTRODUCING **WATERWAYS**

A cascading adventure for inquisitive waterplayers who like to explore the different ways that water moves.

Guide the water into waterfalls and gullies, through spinning weirs and tipping buckets, across sneaky holes and into whirling basins. Waterways offers a new adventure at every turn.


MODULAR DESIGN Build a unique configuration for any space.

EASY INSTALLATION One connection point per feature reduces installation requirements and cost.

Visit www.waterplay.com for detailed product information.



basins & gullies



waterfalls



creative collection
nature


DISCOVERY STREAM by ehrling




"If you can't go through
an obstacle, go around
it, Water does."

Margaret Atwood
The Penelopiad

Inspired by nature, designed for fun—the **Discovery Stream** is a modular stream bed packed full of fascinating water weirs that challenge the mind and evoke thoughtful play. Perfect for waterplayers of all ages and abilities. Weirs are also available as stand-alone features for pre-existing water beds.




FISH



SEA GRASS



SEA BLOSSOM



STOUT MOUSE

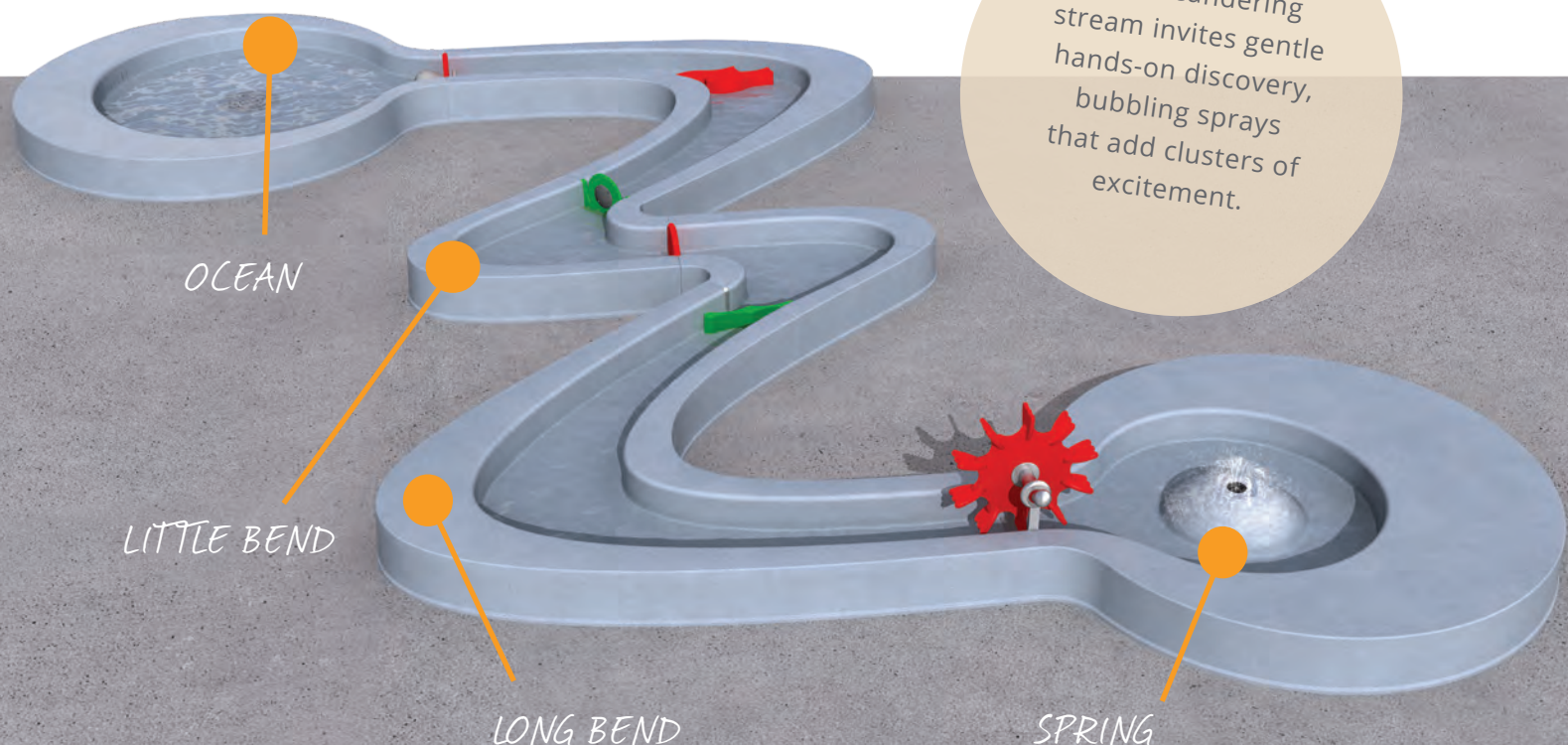


WET WELLY



DUCK WHEEL

discovery stream & weirs





ACTIVITY TOWERS

Activity Towers are multi-level water play structures that provide captivating visitor experiences for waterplayers of all ages. Perfect for any facility or environment, they adapt to your unique space and can be phased over time for enduring play value.



ENDLESS DESIGN CONFIGURATIONS

With hundreds of Signature Design packages and customization options available, it's easy to **discover** the perfect tower for your unique attraction!

BUILT TO LAST

All stainless steel construction, strong decks and durable coatings.

CLEAR SIGHTLINES

Large translucent panels and strategic elevations promote safe, confident play.

MAXIMUM PLAY VALUE

Interactive, easy-to-reach play elements and exciting water effects both on and off the structure. Panel splashers, cannons and sprays at multiple levels create exciting adventures for waterplayers of all ages.

INTERCHANGEABLE & MODULAR

Increase attendance and keep visitors coming back for more. Plan for future expansions, newly added features and bigger splash effects with the playCONNECT™ removable feature mounting system.

EXPAND YOUR ADVENTURE!

*PLAN FOR TOMORROW
WITH TODAY'S BUDGET*



*...USING OUR UNIVERSAL
REMOVABLE FEATURE
MOUNTING SYSTEMS!*

PLAYCONNECT™



**CENTRE POST
PLAYPHASE™**



*...UPGRADE THE PLAY
VALUE AND ADD THE
NEW WATERWAYS FEATURE
TO YOUR STRUCTURE!*

Visit www.waterplay.com for
detailed product information.


PLAY STRUCTURES

SIGNATURE DESIGNS

DISCOVERY series

A perfect setting to make new discoveries and engage in immersive play, the Discovery Series Signature Designs fit easily into any project.


- compact footprint
- 2' and 4' (0.6m and 1.2m) deck heights invite fun for all ability levels
- available in all colour and product combinations



DISCOVERY SERIES I GRASSLANDS COLLECTION

| | |
|----------------|---|
| SLIDES | 1 |
| WATER FEATURES | 6 |

| | |
|----------------|--|
| LENGTH / WIDTH | 14'9" x 11'8" (4.6m x 3.6m) |
| TOTAL HEIGHT | 8'10" (2.5m) |
| ELEVATED AREA | 60ft ² (5.6m ²) |
| APPLICATION | Zero-depth / Pool |



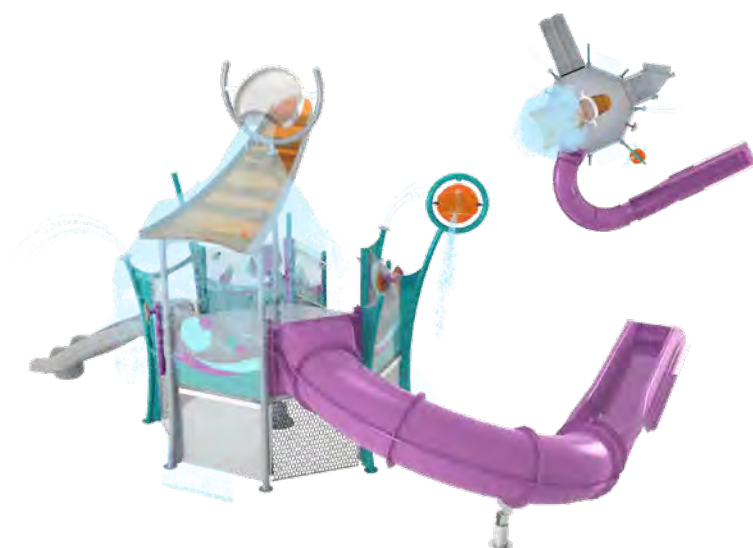
Visit www.waterplay.com for detailed product information.

DISCOVERY SERIES 3

KALEIDOSCOPE COLLECTION

SLIDES 1
WATER FEATURES 12

| | |
|----------------|--|
| LENGTH / WIDTH | 26'10" x 16'8" (8m x 5.1m) |
| TOTAL HEIGHT | 14'6" (4.5m) |
| ELEVATED AREA | 70ft ² (6.5m ²) |
| APPLICATION | Zero-depth / Pool |



DISCOVERY SERIES 6

CIRQUE COLLECTION

SLIDES 2
WATER FEATURES 10

| | |
|----------------|--|
| LENGTH / WIDTH | 35'3" x 24'6" (10.8m x 7.5m) |
| TOTAL HEIGHT | 17'3" (5.3m) |
| ELEVATED AREA | 113ft ² (10.5m ²) |
| APPLICATION | Zero-depth / Pool |





PLAY STRUCTURES

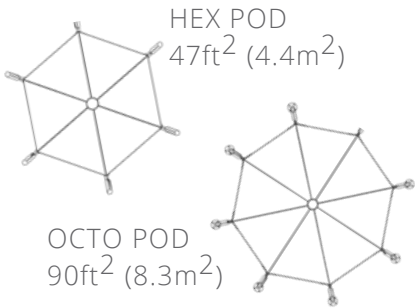
SIGNATURE DESIGNS

EXPLORATION series

A compact design with an exciting elevation change that takes play to new heights! The Exploration Series Signature Designs feature low, moderate and high action play elements to fulfil the needs of every waterplayer.

- compact, two level footprint
- 2' and 4' (0.6m and 1.2m) deck heights invite fun for all ability levels
- available in all colour and product combinations

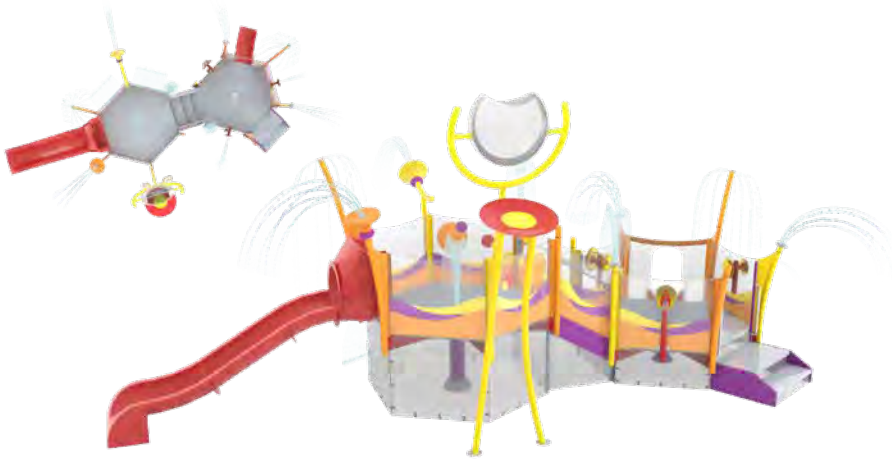
SPACIOUS DECKS



EXPLORATION SERIES 3 CIRQUE COLLECTION

| | |
|----------------|----|
| SLIDES | 2 |
| WATER FEATURES | 15 |

| | |
|----------------|--|
| LENGTH / WIDTH | 32'7" x 16'9" (10m x 5.2m) |
| TOTAL HEIGHT | 14'6" (4.5m) |
| ELEVATED AREA | 120ft ² (11.1m ²) |
| APPLICATION | Zero-depth / Pool |



Visit www.waterplay.com for detailed product information

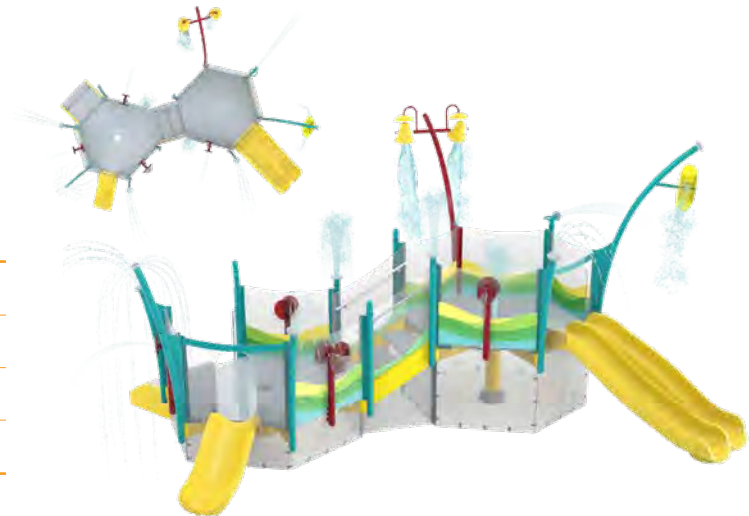


EXPLORATION SERIES 2

KALEIDOSCOPE COLLECTION

SLIDES 2
WATER FEATURES 14

| | |
|----------------|--|
| LENGTH / WIDTH | 27'8" x 21'8" (8.5m x 6.7m) |
| TOTAL HEIGHT | 13'2" (4m) |
| ELEVATED AREA | 120ft ² (11.1m ²) |
| APPLICATION | Zero-depth / Pool |



EXPLORATION SERIES 5

SURF SPRAY COLLECTION

SLIDES 2
WATER FEATURES 17

| | |
|----------------|--|
| LENGTH / WIDTH | 35'4" x 23'11" (10.8m x 7m) |
| TOTAL HEIGHT | 17'3" (5.3m) |
| ELEVATED AREA | 163ft ² (15.1m ²) |
| APPLICATION | Zero-depth / Pool |



PLAY STRUCTURES

SIGNATURE DESIGNS

ADVENTURE series

An unforgettable adventure!
Wow guests with an
engaging play experience
that is sure to become the
epicentre of any space.

- exciting footprint
featuring multiple
elevation changes
- towering features and
deck heights create
excitement and encourage
waterplayers to push their
abilities
- Available in all colour and
product combinations



ADVENTURE SERIES TORTUGA HIGH SEAS COLLECTION

| | |
|----------------|----|
| SLIDES | 3 |
| WATER FEATURES | 44 |

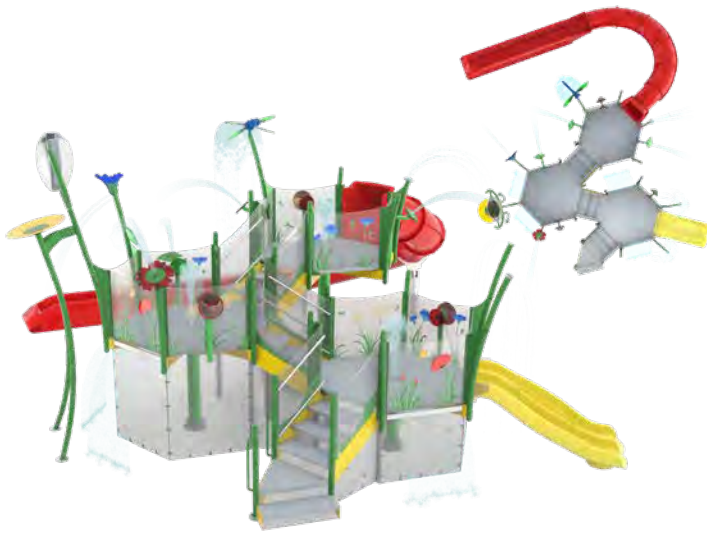
| | |
|----------------|--|
| LENGTH / WIDTH | 74'7" x 50'10" (22.8m x 15.3m) |
| TOTAL HEIGHT | 19'3" (5.9m) |
| ELEVATED AREA | 323ft ² (30m ²) |
| APPLICATION | Zero-depth / Pool |

ADVENTURE SERIES 5 SHOWN IN THE SHORELINE COLLECTION

| | |
|----------------|----|
| SLIDES | 5 |
| WATER FEATURES | 48 |

| | |
|----------------|--|
| LENGTH / WIDTH | 67'7" x 65' (20.6m x 19.8m) |
| TOTAL HEIGHT | 18'6" (5.7m) |
| ELEVATED AREA | 379ft ² (35.2m ²) |
| APPLICATION | Zero-depth / Pool |

Visit www.waterplay.com for
detailed product information.



ADVENTURE SERIES 3
GRASSLANDS COLLECTION

SLIDES 2
WATER FEATURES 17

| | |
|----------------|--|
| LENGTH / WIDTH | 44'9" x 36'2" (13.7m x 11m) |
| TOTAL HEIGHT | 16'6" (5.1m) |
| ELEVATED AREA | 120ft ² (17.6m ²) |
| APPLICATION | Zero-depth / Pool |



EXCITING
ELEVATION
CHANGES



PLEASE CONTACT FOR MORE SIGNATURE DESIGNS & CUSTOM SOLUTIONS

ACTIVITY TOWERS



"OUR GUESTS LOVE THE NEW FEATURES AND WE ARE EXCITED TO HAVE **UPDATED OUR POOL** WITH SUCH A FUN, CREATIVE STRUCTURE"

LAURI DANNEMILLER
Executive Director for Apex Parks & Recreation District | USA



A stunning facility renovation—the **Apex Recreation Center** in Arvada, Colorado transformed its outdated leisure pool into a multi-level Activity Tower attraction. A **Grasslands** design narrated by lively wildflowers, splashing insects and Tower Soaker re-invigorates the play experience for all ages and energy levels.





GATHERINGS

PLAY, SIT, EXPLORE

Perfect your aquatic play space with simple, inclusive amenities. Waterplay's offering of beautifully designed tables, benches and stools compliment Aquatic Play Collections and complete your design narrative.



CREATIVE SOLUTIONS

GATHERINGS amenities collection


Floating leaves bring a sense of motion to still spaces, with a table and seating design that's perfect for playing, picnicking and relaxing.



picnic tables




stools and benches




mix and match

Visit www.waterplay.com for detailed product information.



Bring the natural beauty of the coast inland. Sea shell shapes and smooth pebbles create unique shoreline gathering places designed for outdoor meals, relaxing and daydreaming.



picnic tables



stools and benches



mix and match





WATER MANAGEMENT SOLUTIONS

Water management is about making the water work for the specific needs of your aquatic play design and the surrounding infrastructure.

With options for every project, Waterplay's tools and systems lead the industry in technology and function. Work with Waterplay to find the best solution for your space.

WATER MANAGEMENT

TOOLS & SYSTEMS

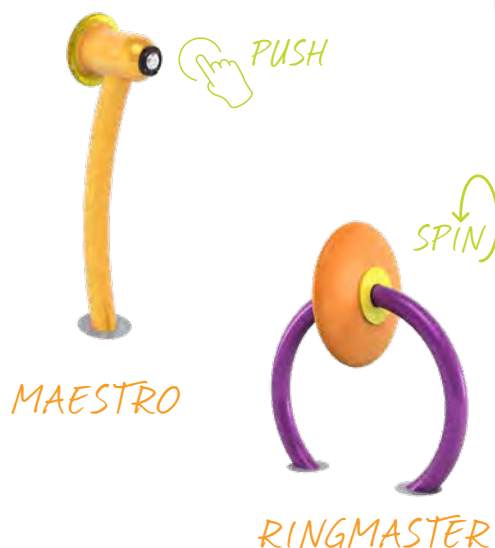
CREATE
SUSTAINABLE
PLAY SPACES

Knowing what happens
with the water is a big part
of your project. Work with
Waterplay to find the best
solution for your space.

TOOLS

ACTIVATORS

Optimize water use and
maximize play value through
action-reaction play outcomes
and sequencing with Waterplay's
on demand activators.



*ECO
ACTIVATOR
BASE

*Activator sold separately but is required.
*Supports up to 40 GPM (151 LPM)
For more information, please refer
to the Water Management brochure

The Eco Activator Base
is an all-in-one water
management solution for
small aquatic spaces, it
combines manifold and
controller technology in
one flush-to-grade solution.

activators



CLASSIC DRAIN

STAINLESS
STEEL DRAIN



AVAILABLE COLOURS:
STANDARD WATERPLAY COLOURS

drains

Visit www.waterplay.com for
detailed product information.



CONTROLLER

Waterplay® smartACCESS™

Control multiple play spaces from one screen through the intuitive user interface and collect data for analyzing and reporting. Waterplay's smartACCESS connects you to what's happening at your play space anywhere, anytime.

controller

MANIFOLD

Available in 6, 9, 12, 15 and 18 valve configurations to adapt to any project size.



manifolds



ABOVE GRADE KIOSK

Available in 6, 10, and 18 valve configurations to adapt to any project size.



kiosks & vaults



BELOW GRADE VAULT

Available in 6, 10, and 18 valve configurations to adapt to any project size.




* TANKS AVAILABLE UPON REQUEST

SYSTEMS


RECIRCULATION

Waterplay's recirculation system functions as a closed water management unit that continually recycles treated water to and from the play space.



TREATMENT SYSTEM 1

75 GPM / 284 LPM



TREATMENT SYSTEM 3

300 GPM / 1136 LPM



TREATMENT SYSTEM 2

150 GPM / 568 LPM

water management systems

2

CONTROLLER & MANIFOLD

The smartPLAY™ Controller & manifold work together to route the water to the play space based on programmed sequences.



UV
TREATMENT
AVAILABLE

1

ACTIVATOR

Use the activator to trigger the controller.

3

DRAIN

The drain leads the water away from the play space and filters debris.

2

6

1

3

4

5

4

DIVERTER & STRAINER

The diverter & strainer captures debris and redirects rainwater to reduce overall chemical consumption.

5

HOLDING TANK

The holding tank contains water on the way to the water management system where the primary chemical disinfection occurs.

6

WATER MANAGEMENT SYSTEM

The recirculation system maintains water quality using advanced water treatment technologies. Water is continuously recycled to and from the play space using this method.

SYSTEMS



FLOW THROUGH

Waterplay's flow through water management system drains into the local sanitary or storm drain system. The water is then handled according to local municipal water management strategies.

ACTIVATOR

Use the activator to trigger the controller.

CONTROLLER & MANIFOLD

The smartPLAY™ Controller & manifold work together to route the water to the play space based on programmed sequences.

DRAIN

The drain leads the water away from the play space and filters debris.

PERCOLATION

Consider a percolation system: water percolates from a below ground containment system and returns to the water table as a part of the natural hydrological cycle.

3

1

4

4

WATER MANAGEMENT SYSTEM

In a flow through system the water is introduced into the local municipal infrastructure via sanitary or storm drain systems.

6

REPURPOSE

The water is then reused for agriculture, landscape irrigation and/or ground water recharge.

2

6

3

1

5

4

4

5

HOLDING TANK

The holding tank contains water on the way to the water management system.

WATER MANAGEMENT SYSTEM

The retain and reuse system filters and disinfects the water as per local regulations. The water is then pushed to the irrigation system.



RETAIN & REUSE

Retain & reuse water management systems capture and repurpose water from the play pad for alternative uses in the community.

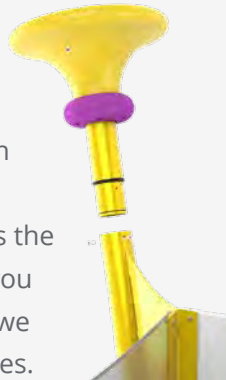
TECHNOLOGIES & MATERIALS

At Waterplay, we **CARE** about quality. Our industry-leading materials are carefully selected to ensure safe play experiences that stand the test of time. Our products are made of stainless steel and use some of the most enduring materials in the industry.



playPHASE™

Phase your project, expand your play space and easily retrofit with playPHASE™, a flush-to-grade anchoring system that eliminates the need for toe guards and allows you to start construction early while we finish manufacturing your features.




playCONNECT™

The industry's first modular feature mounting system for activity towers simplifies the installation and reduces the need for cranes. Phase, expand, add, remove or replace features with playCONNECT™ to extend the lifetime of your structure.



ON DEMAND WATER ACTIVATION

Optimize water use and maximize play value with Waterplay's on demand button activators. A perfect solution for reducing water consumption while creating a dynamic play experience. **Push** to start the flow of water.



ACTION ACTIVATORS™

Bring surrounding play features to life by **spinning** the Ringmaster or **twisting** the Whirler. Waterplay's unique Action Activators™ are the perfect blend of play value and water conservation.



360° ROTATIONAL HUB

Easy movement for all ages and abilities, the 360° rotational hub features continuous and smooth movement for maximum play value.



AQUALUME™

Make a statement in your next design with Waterplay's AquaLume™, an impact resistant and durable polymer that blends colour with water and light for a truly stunning play experience.



smartPLAY™ CONTROLLER

The controller tells the water what it should do and when to do it. Waterplay's smartPLAY™ Controller works in conjunction with the manifold and water activator to create the perfect play experience for your project.



smartACCESS™

Waterplay's smartACCESS connects you to what's happening at your play space anywhere, anytime. Manage water for multiple play spaces from one screen through the intuitive user interface and collect data for analyzing and reporting.



SOUND SPRAY TECHNOLOGY

Tune into play with Sound Sprays. Cover the spray nozzle to trigger sounds from the Maestro activator's speaker (required for sound play). Program your feature with selections from our sound library.



CAUSE & EFFECT NOZZLES

Stimulate curiosity and team play in your play space. Interactive ground sprays erupt with a bigger and bigger spray as waterplayers work together to plug and cover the nozzles.

SCHEDULE 10 & 40, 304L STAINLESS STEEL PIPE (316L AVAILABLE) | best performance in all environments

MIG & TIG WELDS | superior weld strength and finish

SUPER DURABLE POWDER COATING | superior chip and fade resistant.

TOUGH FINISHES | defense against extreme climates, temperatures, moisture and UV exposure.

STAINLESS STEEL HARDWARE | durable and resistant

ACETAL NOZZLES | durable material that eliminates corrosion

WARRANTY | industry leading for structural integrity of stainless steel piping and weldments

PRODUCT INDEX

| PRODUCT | HEIGHT | FLOW | PAGE |
|---------|--------|------|------|
|---------|--------|------|------|

| | | | |
|-------------------|--|--|--|
| CIRQUE COLLECTION | | | |
|-------------------|--|--|--|

| | | | |
|------------|-----------------|-----------------|----|
| AQUA-BATIC | 122" 3108 mm | 6 GPM 23 LPM | 64 |
|------------|-----------------|-----------------|----|

| | | | |
|-----------|-----------------|-----------------|----|
| AQUA-DROP | 132" 3353 mm | 5 GPM 19 LPM | 64 |
|-----------|-----------------|-----------------|----|

| | | | |
|-----------|-----------------|------------------|----|
| AQUA-KNOT | 122" 3108 mm | 10 GPM 38 LPM | 64 |
|-----------|-----------------|------------------|----|

| | | | |
|-------|----------------|------------------|----|
| BATON | 41" 1041 mm | 16 GPM 61 LPM | 65 |
|-------|----------------|------------------|----|

| | | | |
|----------------|-----------------|-------------------|----|
| BIG TOP SOAKER | 178" 4521 mm | 30 GPM 113 LPM | 65 |
|----------------|-----------------|-------------------|----|

| | | | |
|----------------------|---------------|-----------------|----|
| BOINGO (WITH GEYSER) | 21" 533 mm | 6 GPM 23 LPM | 64 |
|----------------------|---------------|-----------------|----|

| | | | |
|--------|----------------|-----------------|----|
| CANNON | 58" 1473 mm | 6 GPM 23 LPM | 65 |
|--------|----------------|-----------------|----|

| | | | |
|------------|-----------------|-----------------|----|
| CANNONBALL | 140" 3564 mm | 8 GPM 30 LPM | 64 |
|------------|-----------------|-----------------|----|

| | | | |
|--------|---------------|------------------|----|
| DJEMBE | 22" 559 mm | 14 GPM 53 LPM | 65 |
|--------|---------------|------------------|----|

| | | | |
|--------|-----------------|----------------|----|
| ENCORE | 132" 3353 mm | 2 GPM 8 LPM | 64 |
|--------|-----------------|----------------|----|

| | | | |
|---------|-----------------|------------------|----|
| PARASOL | 105" 2667 mm | 20 GPM 76 LPM | 64 |
|---------|-----------------|------------------|----|

| | | | |
|--------|----------------|-----|----|
| PRESTO | 43" 1092 mm | N/A | 65 |
|--------|----------------|-----|----|

| | | | |
|----------|----------------|-----------------|----|
| RINGLING | 40" 1016 mm | 9 GPM 34 LPM | 65 |
|----------|----------------|-----------------|----|

| | | | |
|------------|----------------|-----|----|
| RINGMASTER | 43" 1092 mm | N/A | 65 |
|------------|----------------|-----|----|

| | | | |
|----------|----------------|------------------|----|
| ROUE-CYR | 82" 2083 mm | 10 GPM 38 LPM | 64 |
|----------|----------------|------------------|----|

| | | | |
|------------------|--|--|--|
| DISCOVERY STREAM | | | |
|------------------|--|--|--|

| | | | |
|---------------|---------------|-----|----|
| DS-DUCK WHEEL | 21" 531 mm | N/A | 87 |
|---------------|---------------|-----|----|

| | | | |
|----------------|--------------|-----|----|
| DS-LITTLE BEND | 9" 229 mm | N/A | 87 |
|----------------|--------------|-----|----|

| | | | |
|--------------|--------------|-----|----|
| DS-LONG BEND | 9" 229 mm | N/A | 87 |
|--------------|--------------|-----|----|

| | | | |
|----------|--------------|-----|----|
| DS-OCEAN | 9" 229 mm | N/A | 87 |
|----------|--------------|-----|----|

| | | | |
|-------------|--------------|-----|----|
| DS-ONE FISH | 9" 229 mm | N/A | 87 |
|-------------|--------------|-----|----|

| PRODUCT | HEIGHT | FLOW | PAGE |
|---------|--------|------|------|
|---------|--------|------|------|

| | | | |
|----------------|--------------|-----|----|
| DS-SEA BLOSSOM | 9" 229 mm | N/A | 87 |
|----------------|--------------|-----|----|

| | | | |
|--------------|--------------|-----|----|
| DS-SEA GRASS | 6" 152 mm | N/A | 87 |
|--------------|--------------|-----|----|

| | | | |
|-----------|--------------|------------------|----|
| DS-SPRING | 9" 229 mm | 20 GPM 76 LPM | 87 |
|-----------|--------------|------------------|----|

| | | | |
|----------------|--------------|-----|----|
| DS-STOUT MOUSE | 8" 211 mm | N/A | 87 |
|----------------|--------------|-----|----|

| | | | |
|-------------|--------------|-----|----|
| DS-TWO FISH | 9" 229 mm | N/A | 87 |
|-------------|--------------|-----|----|

| | | | |
|--------------|---------------|-----|----|
| DS-WET WELLY | 12" 305 mm | N/A | 87 |
|--------------|---------------|-----|----|

| | | | |
|-----------------------|--|--|--|
| GRASSLANDS COLLECTION | | | |
|-----------------------|--|--|--|

| | | | |
|---------------|-----------------|------------------|----|
| ANETH BLOOM 1 | 149" 3785 mm | 10 GPM 38 LPM | 58 |
|---------------|-----------------|------------------|----|

| | | | |
|---------------|-----------------|------------------|----|
| ANETH BLOOM 3 | 156" 3962 mm | 20 GPM 76 LPM | 58 |
|---------------|-----------------|------------------|----|

| | | | |
|--------|------------|-----------------|----|
| ANTS 3 | 0" 0 mm | 3 GPM 11 LPM | 59 |
|--------|------------|-----------------|----|

| | | | |
|--------|------------|-----------------|----|
| ANTS 5 | 0" 0 mm | 5 GPM 19 LPM | 59 |
|--------|------------|-----------------|----|

| | | | |
|-------------|-----------------|------------------|----|
| BLUE BOTTLE | 105" 2667 mm | 10 GPM 38 LPM | 58 |
|-------------|-----------------|------------------|----|

| | | | |
|------------|----------------|----------------|----|
| BOTTLE BUD | 86" 2184 mm | 1 GPM 4 LPM | 58 |
|------------|----------------|----------------|----|

| | | | |
|-----------|-----------------|------------------|----|
| CHARLOTTE | 145" 3683 mm | 10 GPM 38 LPM | 59 |
|-----------|-----------------|------------------|----|

| | | | |
|------------|-----------------|------------------|----|
| CORN POPPY | 127" 3226 mm | 10 GPM 38 LPM | 58 |
|------------|-----------------|------------------|----|

| | | | |
|-----------|---------------|----------------|----|
| CRITTER 1 | 23" 584 mm | 2 GPM 8 LPM | 58 |
|-----------|---------------|----------------|----|

| | | | |
|-----------|---------------|----------------|----|
| CRITTER 2 | 36" 914 mm | 2 GPM 8 LPM | 58 |
|-----------|---------------|----------------|----|

| | | | |
|----------|-----------------|------------------|----|
| DEW DROP | 128" 3251 mm | 10 GPM 38 LPM | 59 |
|----------|-----------------|------------------|----|

| | | | |
|---------|-----------------|------------------|----|
| FLUTTER | 147" 3734 mm | 10 GPM 38 LPM | 59 |
|---------|-----------------|------------------|----|

| | | | |
|------|------------|-----------------|----|
| FROG | 0" 0 mm | 3 GPM 11 LPM | 59 |
|------|------------|-----------------|----|

| | | | |
|-------|------------|-----------------|----|
| GECKO | 0" 0 mm | 4 GPM 15 LPM | 59 |
|-------|------------|-----------------|----|

| | | | |
|---------|-----------------|-----|----|
| GRASS 1 | 117" 2972 mm | N/A | 58 |
|---------|-----------------|-----|----|

| | | | |
|---------|-----------------|-----|----|
| GRASS 2 | 128" 3251 mm | N/A | 58 |
|---------|-----------------|-----|----|

| | | | |
|---------|-----------------|-----|----|
| GRASS 3 | 145" 3683 mm | N/A | 58 |
|---------|-----------------|-----|----|

| | | | |
|----------------|-----------------|-------------------|----|
| LADYBUG SOAKER | 186" 4724 mm | 30 GPM 113 LPM | 59 |
|----------------|-----------------|-------------------|----|

| | | | |
|-----------------|-----------------|-----------------|----|
| MORNING GRASS 1 | 117" 2972 mm | 3 GPM 11 LPM | 58 |
|-----------------|-----------------|-----------------|----|

| PRODUCT | HEIGHT | FLOW | PAGE |
|---------|--------|------|------|
|---------|--------|------|------|

| | | | |
|-----------------|-----------------|-----------------|----|
| MORNING GRASS 2 | 128" 3251 mm | 3 GPM 11 LPM | 58 |
|-----------------|-----------------|-----------------|----|

| | | | |
|-----------------|-----------------|-----------------|----|
| MORNING GRASS 3 | 145" 3683 mm | 3 GPM 11 LPM | 58 |
|-----------------|-----------------|-----------------|----|

| | | | |
|-----------|----------------|----------------|----|
| POPPY BUD | 61" 1549 mm | 1 GPM 5 LPM | 58 |
|-----------|----------------|----------------|----|

| | | | |
|-------|------------|-----------------|----|
| SNAKE | 0" 0 mm | 5 GPM 19 LPM | 59 |
|-------|------------|-----------------|----|

| | | | |
|-------|-----------------|------------------|----|
| SPARX | 139" 3531 mm | 15 GPM 57 LPM | 59 |
|-------|-----------------|------------------|----|

| | | | |
|--------|----------------|-----|----|
| SPROUT | 43" 1092 mm | N/A | 59 |
|--------|----------------|-----|----|

| | | | |
|---------------|--|--|--|
| GROUND SPRAYS | | | |
|---------------|--|--|--|

| | | | |
|-----------|------------|-----------------|----|
| BUTTERCUP | 0" 0 mm | 9 GPM 34 LPM | 78 |
|-----------|------------|-----------------|----|

| | | | |
|-----------------|------------|-----------------|----|
| CHARLOTTE'S WEB | 0" 0 mm | 7 GPM 26 LPM | 78 |
|-----------------|------------|-----------------|----|

| | | | |
|----------------|------------|-----------------|----|
| CONFETTI SPRAY | 0" 0 mm | 6 GPM 23 LPM | 75 |
|----------------|------------|-----------------|----|

| | | | |
|----------|------------|-------------------|----|
| DOUGHNUT | 0" 0 mm | 48 GPM 182 LPM | 78 |
|----------|------------|-------------------|----|

| | | | |
|-------------------|------------|------------------|----|
| FOUNTAIN MOUNTAIN | 0" 0 mm | 13 GPM 49 LPM | 75 |
|-------------------|------------|------------------|----|

| | | | |
|--------|------------|-----------------|----|
| GEYSER | 0" 0 mm | 6 GPM 23 LPM | 75 |
|--------|------------|-----------------|----|

| | | | |
|---------------|------------|------------------|----|
| GROUP VOLCANO | 0" 0 mm | 15 GPM 57 LPM | 74 |
|---------------|------------|------------------|----|

| | | | |
|--------|------------|------------------|----|
| GUSHER | 0" 0 mm | 20 GPM 76 LPM | 75 |
|--------|------------|------------------|----|

| | | | |
|------------------------|------------|-----|----|
| LILY PAD (SPRAY COVER) | 0" 0 mm | N/A | 79 |
|------------------------|------------|-----|----|

| | | | |
|----------------|------------|----------------|----|
| MISTY MOUNTAIN | 0" 0 mm | 1 GPM 4 LPM | 75 |
|----------------|------------|----------------|----|

| | | | |
|-----------|------------|-------------------|----|
| MONSTER 5 | 0" 0 mm | 32 GPM 121 LPM | 75 |
|-----------|------------|-------------------|----|

| | | | |
|---------|------------|------------------|----|
| MOP TOP | 0" 0 mm | 12 GPM 45 LPM | 78 |
|---------|------------|------------------|----|

| | | | |
|--------|------------|----------------|----|
| POP IT | 0" 0 mm | 1 GPM 4 LPM | 79 |
|--------|------------|----------------|----|

| | | | |
|-----------|------------|-----------------|----|
| PUDDLES 1 | 0" 0 mm | 5 GPM 19 LPM | 77 |
|-----------|------------|-----------------|----|

| | | | |
|-----------|------------|-----------------|----|
| PUDDLES 2 | 0" 0 mm | 5 GPM 19 LPM | 77 |
|-----------|------------|-----------------|----|

| | | | |
|-----------|------------|-----------------|----|
| PUDDLES 3 | 0" 0 mm | 5 GPM 19 LPM | 77 |
|-----------|------------|-----------------|----|

| | | | |
|------------|------------|----------------|----|
| SOLO SPURT | 0" 0 mm | 2 GPM 8 LPM | 75 |
|------------|------------|----------------|----|

| | | | |
|-------------|------------|------------------|----|
| SOUND SPRAY | 0" 0 mm | 12 GPM 45 LPM | 79 |
|-------------|------------|------------------|----|

| | | | |
|-------------|------------|-----------------|----|
| SPLIT SPURT | 0" 0 mm | 4 GPM 15 LPM | 79 |
|-------------|------------|-----------------|----|

| PRODUCT | HEIGHT | FLOW | PAGE | PRODUCT | HEIGHT | FLOW | PAGE | PRODUCT | HEIGHT | FLOW | PAGE |
|------------------------|-----------------|-------------------|------|-------------------------|-----------------|------------------|------|------------------------------------|-----------------|------------------|------|
| SPRAY TUNNEL 4 | 0" 0 mm | 24 GPM 91 LPM | 74 | SNEAKY SPIN SOAKER 2 | 129" 3277 mm | 14 GPM 53 LPM | 32 | WAVY WAND | 146" 3708 mm | 6 GPM 23 LPM | 22 |
| SPRAY TUNNEL 8 | 0" 0 mm | 48 GPM 182 LPM | 74 | SOUND SPRAY | 0" 0 mm | 12 GPM 45 LPM | 33 | NATURE COLLECTION • WILDWOOD | | | |
| STARLET | 0" 0 mm | 7 GPM 26 LPM | 78 | TAPPIN' TUNES | 0" 0 mm | 8 GPM 30 LPM | 33 | CATERSPILLER | 106" 2694 mm | 5 GPM 19 LPM | 36 |
| STEADY STREAM | 0" 0 mm | 2 GPM 8 LPM | 79 | U.S.O. | 24" 610 mm | 10 GPM 38 LPM | 33 | CAT TAIL | 127" 3226 mm | 6 GPM 23 LPM | 36 |
| STRAIGHT UP | 0" 0 mm | 6 GPM 23 LPM | 75 | WAVY WAND | 146" 3708 mm | 6 GPM 23 LPM | 32 | DAISY MAE | 118" 2997 mm | 3 GPM 12 LPM | 37 |
| TAPPIN' TUNES | 0" 0 mm | 8 GPM 30 LPM | 79 | KALEIDOSCOPE COLLECTION | | | | DAISY MAE WINDY | 128" 3251 mm | 3 GPM 12 LPM | 37 |
| TEAM EFFECT | 0" 0 mm | 15 GPM 57 LPM | 74 | ARCHIE | 89" 2261 mm | 5 GPM 19 LPM | 23 | FUN-BRELLA | 37" 940 mm | 16 GPM 61 LPM | 37 |
| TEAM EFFECT (MINI) | 0" 0 mm | 15 GPM 57 LPM | 74 | CANDY CANE | 108" 2743 mm | 5 GPM 19 LPM | 22 | FUN-GUY | 25" 635 mm | 5 GPM 19 LPM | 37 |
| TIDAL WAVE | 0" 0 mm | 20 GPM 76 LPM | 79 | CURVY CANE | 131" 3327 mm | 6 GPM 23 LPM | 22 | LEAFLET | 108" 2743 mm | 25 GPM 95 LPM | 36 |
| TILTY POP-IT | 0" 0 mm | 1 GPM 4 LPM | 79 | FROGGIE-O | 88" 2235 mm | 6 GPM 23 LPM | 23 | PAPILLON | 94" 2388 mm | 8 GPM 29 LPM | 36 |
| TOWER SPRAY | 0" 0 mm | 8 GPM 30 LPM | 78 | FUN-GUY | 25" 635 mm | 5 GPM 19 LPM | 23 | POWER POST | 42" 1067 mm | N/A | 36 |
| TULIP | 0" 0 mm | 15 GPM 53 LPM | 75 | HULA POST | 113" 2870 mm | 10 GPM 38 LPM | 22 | RAIN CAP | 108" 2743 mm | 5 GPM 19 LPM | 36 |
| TWIN SPURT | 0" 0 mm | 4 GPM 14 LPM | 79 | MAGNIF-EYE | 35" 889 mm | 4 GPM 14 LPM | 23 | RAIN FOREST | 140" 3556 mm | 6 GPM 23 LPM | 36 |
| WAVE | 0" 0 mm | 6 GPM 23 LPM | 79 | MIST STICK | 51" 1295 mm | 6 GPM 23 LPM | 23 | TRILLI LILY | 129" 3277 mm | 3 GPM 12 LPM | 37 |
| JAMSESSIONS COLLECTION | | | | MISTY TWISTY | 47" 1189 mm | 3 GPM 11 LPM | 23 | TRILLI LILY WINDY | 118" 2997 mm | 3 GPM 12 LPM | 37 |
| AQUA ARCH | 64" 1626 mm | 6 GPM 23 LPM | 32 | O-RIGINAL | 120" 3048" | 6 GPM 23 LPM | 23 | WATERLEAF | 109" 2769 mm | 12 GPM 45 LPM | 36 |
| COOLTRANE | 130" 3302 mm | 4 GPM 15 LPM | 32 | POLKA DOT SPRAY | 0" 0 mm | 4 GPM 15 LPM | 22 | WIGGLY | 34" 864 mm | 3 GPM 12 LPM | 37 |
| COSMIC CANNON | 37" 940 mm | 6 GPM 23 LPM | 33 | POWER POST | 42" 1067 mm | N/A | 22 | WIGGLY JR. | 30" 762 mm | 3 GPM 12 LPM | 37 |
| DIZZY | 129" 3277 mm | 4 GPM 15 LPM | 32 | RAINBOW DOME | 64" 1626 mm | 12 GPM 45 LPM | 23 | WIGGLY SR. | 37" 940 mm | 3 GPM 12 LPM | 37 |
| FUN-BRELLA | 37" 940 mm | 16 GPM 61 LPM | 33 | SNEAKY SOAKER 3 | 134" 3404 mm | 25 GPM 95 LPM | 22 | NATURE COLLECTION • RANCH & JUNGLE | | | |
| MAESTRO | 41" 1141 mm | N/A | 33 | SNEAKY SPIN SOAKER 2 | 129" 3277 mm | 14 GPM 53 LPM | 22 | CHARGER | 105" 2667 mm | 9 GPM 34 LPM | 38 |
| MAGNIF-EYE | 35" 889 mm | 4 GPM 15 LPM | 33 | SPIN-A-ROO | 109" 2769 mm | 4 GPM 15 LPM | 22 | GEROME | 132" 3353 mm | 9 GPM 34 LPM | 39 |
| MISTY TWISTY | 47" 1189 mm | 3 GPM 12 LPM | 33 | SPIN SPLASHER | 129" 3277 mm | 2 GPM 8 LPM | 22 | POLY PALM | 118" 2997 mm | 3 GPM 11 LPM | 39 |
| POPS | 133" 3378 mm | 4 GPM 15 LPM | 32 | SPINNY SQUIRT | 22" 559 mm | 3 GPM 12 LPM | 23 | POLY PALM 5 | 123" 3139 mm | 3 GPM 11 LPM | 39 |
| RAINBOW | 64" 1626 mm | 24 GPM 91 LPM | 32 | SPLASH BLASTER | 35" 889 mm | 4 GPM 15 LPM | 22 | POLY PALM WINDY | 129" 3285 mm | 3 GPM 11 LPM | 39 |
| SNEAKY SOAKER 3 | 134" 3404 mm | 25 GPM 95 LPM | 32 | SPIRAL TUNNEL | 79" 2007 mm | 24 GPM 91 LPM | 23 | WATER TOWER | 133" 3378 mm | 13 GPM 49 LPM | 38 |

| PRODUCT | HEIGHT | FLOW | PAGE | PRODUCT | HEIGHT | FLOW | PAGE | PRODUCT | HEIGHT | FLOW | PAGE | |
|----------------------------------|-----------------|------------------|------|--------------------------|-----------------|-------------------|------|----------------------|-----------------|-------------------|------|----|
| NAUTICAL COLLECTION • HIGH SEAS | | | | SOLIS 24 | 24" 610 mm | 6 GPM 23 LPM | 48 | BLOOMIN' SOAKER 1 | 106" 3692 mm | 15 GPM 57 LPM | 27 | |
| ANCHORS AWAY | 133" 3378 mm | 6 GPM 23 LPM | 45 | SOLIS 36 | 36" 914 mm | 6 GPM 23 LPM | 48 | BLOOMIN' SOAKER 2 | 124" 3150 mm | 30 GPM 114 LPM | 27 | |
| BLUE WHALE BODY | 79" 3378 mm | 15 GPM 53 LPM | 44 | SURF BOARD | 90" 2286 mm | 4 GPM 14 LPM | 48 | FUN-BRELLA | 37" 940 mm | 16 GPM 61 LPM | 26 | |
| CALYPSO | 37" 940 mm | 18 GPM 68 LPM | 44 | SURF CANNON | 43" 1092 mm | 1 GPM 4 LPM | 48 | HELICES | 133" 3378 mm | 2 GPM 8 LPM | 27 | |
| CARRONADE | 38" 965 mm | 6 GPM 23 LPM | 45 | PLAY CLUSTERS - VOYAGES | | | | MEGA SOAKER | 213" 5410 mm | 50 GPM 190 LPM | 26 | |
| CROW'S NEST | 162" 4115 mm | 8 GPM 30 LPM | 44 | PLEASE CONTACT FOR SPECS | | | | 50 | POWER POST | 42" 1067 mm | N/A | 27 |
| CYCLONE | 38" 965 mm | 16 GPM 61 LPM | 45 | PLAY PALS | | | | SOLIS 24 | 24" 610 mm | 6 GPM 23 LPM | 26 | |
| FISHIN' POLE | 141" 3581 mm | 5 GPM 19 LPM | 45 | CYCLONE | 38" 965 mm | 16 GPM 61 LPM | 69 | SOLIS 36 | 36" 914 mm | 6 GPM 23 LPM | 26 | |
| FUN-BRELLA | 37" 940 mm | 16 GPM 61 LPM | 45 | FUN-BRELLA | 37" 940 mm | 16 GPM 61 LPM | 69 | SPIN SPRAY 1 | 80" 2032 mm | 3 GPM 11 LPM | 27 | |
| MAGNIF-EYE | 35" 889 mm | 4 GPM 14 LPM | 45 | FUN-GUY | 25" 635 mm | 5 GPM 19 LPM | 69 | SPIN SPRAY 2 | 101" 2565 mm | 3 GPM 11 LPM | 27 | |
| OCTOPUS | 30" 762 mm | 15 GPM 57 LPM | 44 | HELICES | 133" 3378 mm | 2 GPM 8 LPM | 68 | SPINNY SQUIRT | 22" 559 mm | 3 GPM 11 LPM | 26 | |
| PERRY SCOPE | 104" 2642 mm | 6 GPM 23 LPM | 45 | MEGA SOAKER | 208" 5273 mm | 50 GPM 190 LPM | 68 | SPLASH BLASTER | 35" 889 mm | 4 GPM 15 LPM | 26 | |
| OGOPOGO | 101" 2565 mm | 10 GPM 38 LPM | 44 | MISTY TWISTY | 47" 1189 mm | 3 GPM 11 LPM | 69 | SPIRAL TUNNEL | 79" 2007 mm | 24 GPM 91 LPM | 27 | |
| OGO (HEAD ONLY) | 101" 2565 mm | 10 GPM 38 LPM | 44 | O-RIGINAL | 120" 3048" | 6 GPM 23 LPM | 69 | TEAM BLASTER | 37" 940 mm | 8 GPM 30 LPM | 26 | |
| POLY PALM | 118" 2997 mm | 3 GPM 11 LPM | 45 | POWER POST | 42" 1067 mm | N/A | 68 | TWIST N' SPILL 1 | 139" 3531 mm | 8 GPM 30 LPM | 27 | |
| POLY PALM 5 | 123" 3139 mm | 3 GPM 11 LPM | 45 | SNEAKY SOAKER 2 | 134" 3404 mm | 17 GPM 64 LPM | 68 | TWIST N' SPILL 2 | 139" 3531 mm | 16 GPM 61 LPM | 27 | |
| POLY PALM COCO | 123" 3136 mm | 3 GPM 11 LPM | 45 | SNEAKY SOAKER 3 | 134" 3404 mm | 25 GPM 95 LPM | 68 | WATER-O | 79" 2007 mm | 6 GPM 23 LPM | 27 | |
| POLY PALM WINDY | 129" 3285 mm | 3 GPM 11 LPM | 45 | SNEAKY SPIN SOAKER 2 | 129" 3277 mm | 14 GPM 53 LPM | 68 | U.S.O. | 24" 610 mm | 10 GPM 38 LPM | 26 | |
| POWER POST | 42" 1067 mm | N/A | 44 | SNEAKY SPIN SOAKER 3 | 129" 3277 mm | 25 GPM 95 LPM | 68 | SHORELINE COLLECTION | | | | |
| SAIL AWAY 1 | 162" 4115 mm | 4 GPM 15 LPM | 45 | SPINNY SQUIRT | 22" 559 mm | 3 GPM 11 LPM | 69 | BEACH BALL SOAKER | 163" 4150 mm | 30 GPM 113 LPM | 54 | |
| SAIL AWAY 2 | 162" 4115 mm | 5 GPM 19 LPM | 45 | SPIRAL TUNNEL | 79" 2007 mm | 24 GPM 91 LPM | 69 | BUOY SPRAY | 0" 0 mm | 12 GPM 45 LPM | 55 | |
| SAIL AWAY SPIN 1 | 162" 4115 mm | 4 GPM 15 LPM | 45 | SPLASH BLASTER | 35" 889 LPM | 4 GPM 15 LPM | 68 | CERITH SPRAY | 0" 0 mm | 12 GPM 45 LPM | 55 | |
| SAIL AWAY SPIN 2 | 162" 4115 mm | 6 GPM 23 LPM | 45 | TEAM BLASTER | 37" 940 mm | 8 GPM 30 LPM | 68 | CLAMSHELL SPRAY | 0" 0 mm | 12 GPM 45 LPM | 55 | |
| WHALE TAIL | 101" 2565 mm | 12 GPM 45 LPM | 44 | U.S.O | 24" 610 mm | 10 GPM 38 LPM | 69 | KITE | 144" 3657 mm | 4 GPM 15 LPM | 54 | |
| NAUTICAL COLLECTION • SURF SPRAY | | | | WATER-O | 79" 2007 mm | 6 GPM 23 LPM | 69 | MARRAM GRASS | 119" 3029 mm | 6 GPM 23 LPM | 55 | |
| RAIN CAP | 108" 2743 mm | 5 GPM 19 LPM | 48 | REVOLUTIONS COLLECTION | | | | MOONSNAIL SPRAY | 0" 0 mm | 12 GPM 45 LPM | 55 | |

| PRODUCT | HEIGHT | FLOW | PAGE | PRODUCT | HEIGHT | FLOW | PAGE | PRODUCT | HEIGHT | FLOW | PAGE |
|------------------|-----------------|------------------|------|--------------|-----------------|-----------------|------|--------------------------|---------------|-----------------|------|
| SEAGULL | 122" 3106 mm | 5 GPM 19 LPM | 55 | WINDSOCK | 126" 3204 mm | 4 GPM 15 LPM | 54 | SURF STONE 2 | 11" 279 mm | 5 GPM 19 LPM | 70 |
| STARFISH SPRAY | 0" 0 mm | 12 GPM 45 LPM | 55 | STONES | | | | SURF STONE 3 | 10" 254 mm | 5 GPM 19 LPM | 70 |
| TURTLE SPRAY | 0" 0 mm | 12 GPM 45 LPM | 55 | SAND STONE 1 | 24" 610 mm | N/A | 70 | WATERWAYS | | | |
| TURTLE TOT SPRAY | 0" 0 mm | 12 GPM 45 LPM | 55 | SAND STONE 2 | 11" 279 mm | N/A | 70 | PLEASE CONTACT FOR SPECS | | | |
| WATER FLOWER | 105" 2663 mm | 10 GPM 38 LPM | 54 | SAND STONE 3 | 12" 305 mm | N/A | 70 | | | | |
| WHIRLER | 31" 782 mm | N/A | 54 | SURF STONE 1 | 10" 254 mm | 5 GPM 19 LPM | 70 | | | | |



Due to our commitment to continuous improvement and innovation, Waterplay Solutions Corp.® reserves the right to change product specifications without notice. Where dimensions or performance criteria are critical, please contact us for the latest product information. Photos displayed may not be representative of current design. The products, designs and photographs contained in this catalogue are protected by international copyright and other laws 2018. Waterplay is a registered trademark of Kinderplay Designs Incorporated and is used under license. Copyright © 2019 Waterplay® Solutions Corp. All Rights Reserved.



With over 30 years of industry experience, Waterplay has helped shaped thousands of aquatic play spaces around the world. Quality, tireless dedication to innovation and unmatched customer service are what set us apart from our competitors. Contact us today to experience [#theWaterplayDifference](#).

1.800.590.5552 (USA & CAN) | +1 (250) 712.3393 (INTL)

Visit www.waterplay.com today and be a part of our social network:



W W W . w a t e r p l a y . c o m

AFRICA | ASIA | AUSTRALIA | EUROPE | NORTH AMERICA | SOUTH AMERICA



ADVANCED PLANNING TOOLS

Discover [WATERPLAY INTERACTIVE](#). Exclusive to Waterplay, this cutting-edge project building application is complete with rendering capabilities and product documentation, giving you the ability to create anytime.

Visit www.waterplay.com to get started on your next project today.



**WOMEN
OWNED**