



**waterplay**®

**PRODUCT  
CATALOGUE**

[www.waterplay.com](http://www.waterplay.com)  
connecting the world through **play.**



CEDRIC ARCHER PARK  
ROCKHAMPTON | AUSTRALIA  
municipal park



"If there is **magic** in this planet  
it is contained in water."

Loren Eiseley  
American anthropologist (1907-1977)



## connecting the world through **play**.

The joy of play brings people and neighbourhoods together and makes the planet more livable and socially just. Be a part of the movement toward a healthier, happier, global community by unleashing the exhilarating potential of aquatic play for developing minds, thrill seekers, budding explorers and the young at heart.







"Play is our brain's **favorite**  
way of learning."

Diane Ackerman  
Contemporary American author



# CONTENTS

## inspiration

- 4 experience the difference
- 7 where we play
- 8 design philosophy
- 10 designing play
- 14 colour options

## creative collections

- 20 classic - kaleidoscope
- 24 urban - revolutions
- 30 urban - jamsessions
- 34 themed - nature
- 42 themed - nautical
- 52 ehrling - shoreline
- 56 ehrling - grasslands
- 62 ehrling - cirque

## creative solutions

- 66 play pals
- 70 stones & play clusters™
- 72 ground sprays
- 80 luminaries & glow effects

## discovery play

- 84 waterways **NEW!**
- 86 discovery stream

## play structures

- 88 activity towers
- 92 signature designs

## gatherings collection

- 100 tables, benches & stools

## water management

- 104 water management solutions

## product information

- 112 technologies & materials
- 114 product index



# EXPERIENCE THE DIFFERENCE

Your project deserves the best. With over 30 years of experience, Waterplay has helped shape thousands of aquatic play spaces around the world. Our design theory is strict, our quality is unmatched and our products create treasured play spaces that stand the test of time.

## SUPERIOR QUALITY

Waterplay strives to deliver the highest standards in the industry through the products that we offer, the people we employ, the in-house procedures we put in place and the partners and suppliers we work with.

## EXPERT TEAMS

Our Waterplayers will guide you through the design process and beyond. Our team of experts is comprised of research and design specialists, engineers, in-house manufacturing and logistics, sales and marketing support, on-site service and training, as well as project support specialists.

## OUR CARE VALUES

A belief that every task we undertake deserves the utmost **C**ommitment, is approached with the **A**ttitude that anything is possible, is fueled by teamwork based on mutual **R**espect and promotes an environment of **E**quality and collaboration.

## ACCOUNTABILITY

As a community-minded company, we know safety is paramount when it comes to the people we love. At Waterplay, we value the confidence you place in us and stand behind all of our products, from concept to completion and beyond.

We call this **#theWaterplayDifference**



A photograph of two young children playing at a water fountain. The child on the left is a boy with curly hair, wearing a blue and white striped shirt and orange cargo pants, standing barefoot and reaching out towards the water. The child on the right is a girl with long blonde hair, wearing a white sleeveless top and purple leggings, also barefoot and holding a string attached to a large orange ball. The fountain has multiple jets of water spraying upwards, creating a misty atmosphere. The background is blurred, showing green foliage and warm, golden light, suggesting a sunset or sunrise setting. The overall mood is joyful and playful.

**OUR PURPOSE IS TO  
CREATE A GLOBAL  
COMMUNITY  
CONNECTED THROUGH  
PLAY AND SOCIAL  
EXPERIENCES.**





"When children's sense of curiosity is stimulated through water play, they are building the **scientific and mathematical** building blocks required for later academic skills."

Dr. Beverlie Dietze  
Director of Learning and Teaching, Okanagan College



# WHERE WE PLAY

AQUATIC SOLUTIONS FOR ANY LOCATION:

## MUNICIPALITIES

URBAN AREAS

wading pools

PARKS

**community pools**

PUBLIC SPACES

## COMMERCIAL

**water parks**

HOLIDAY PARKS

AQUATIC FACILITIES

housing developments

**HOTELS & RESORTS**

entertainment centres

SHOPPING CENTRES



# PROVEN DESIGN PHILOSOPHY

Celebrated play spaces have something in common: exceptional products. From their unique functions, materials and technologies to the social experiences they nurture, Waterplay's products bring leading design philosophies to your project.

## EXPERIENCE

The true value of play comes from the experiences we have. When play is fun, fresh and exciting for a child, learning flows naturally. Waterplay products focus on collaboration, physical movement, scientific inquiry, make believe and challenging play, supporting the unique development stages of every waterplayer.

## SUSTAINABILITY

Our non-toxic materials and coatings ensure safety for waterplayers and the environment. We are committed to designing products with low flow rates and optimized water use through activation, sequencing and water management best practices.

## INCLUSION

Our products are designed for maximum participation. Using universal design principles, ADA and ASTM safety standards, our products create rewarding play experiences for all ages and abilities.







# PLAY SHOULD BE FREE...

Developing minds and bodies need freedom to test their abilities. Based on the philosophies of unstructured, free play we recommend creating spaces that aren't limited by age or physical ability, but instead thoughtfully created to allow waterplayers to **choose their own adventures and distinguish their own boundaries.**

Waterplay's three action zones were defined to inspire, embolden and energize waterplayers around the world through environments that foster specific styles of play.

## ADVENTURE ZONE

*BIG SPLASHES AND NON-STOP ACTIVITY! THE ADVENTURE ZONE IS FULL OF ENERGY AND EXCITEMENT!*

Big water effects and continuous action energize the senses and creates excitement

Fast pace encourages quick-thinking and promotes physical movement

Centrally placed and ready for action

## EXPLORATION ZONE

*SPRAY, DUMP, SPLASH, TEAM UP AND TAKE ON CHALLENGES - THIS UNIVERSAL SPACE INVITES COLLECTIVE FUN!*

Play elements and water effects that spark inquiry and encourage physical movement

Multiple opportunities for collaboration and interactive play

Provides a stepping stone between the discovery and adventure areas for a seamless play experience

## DISCOVERY ZONE

*A SPACE FOR THOUGHTFUL AND CONTEMPLATIVE PLAY THAT MOVES AT A MINDFUL PACE.*

Gentle water effects for reduced stimulation

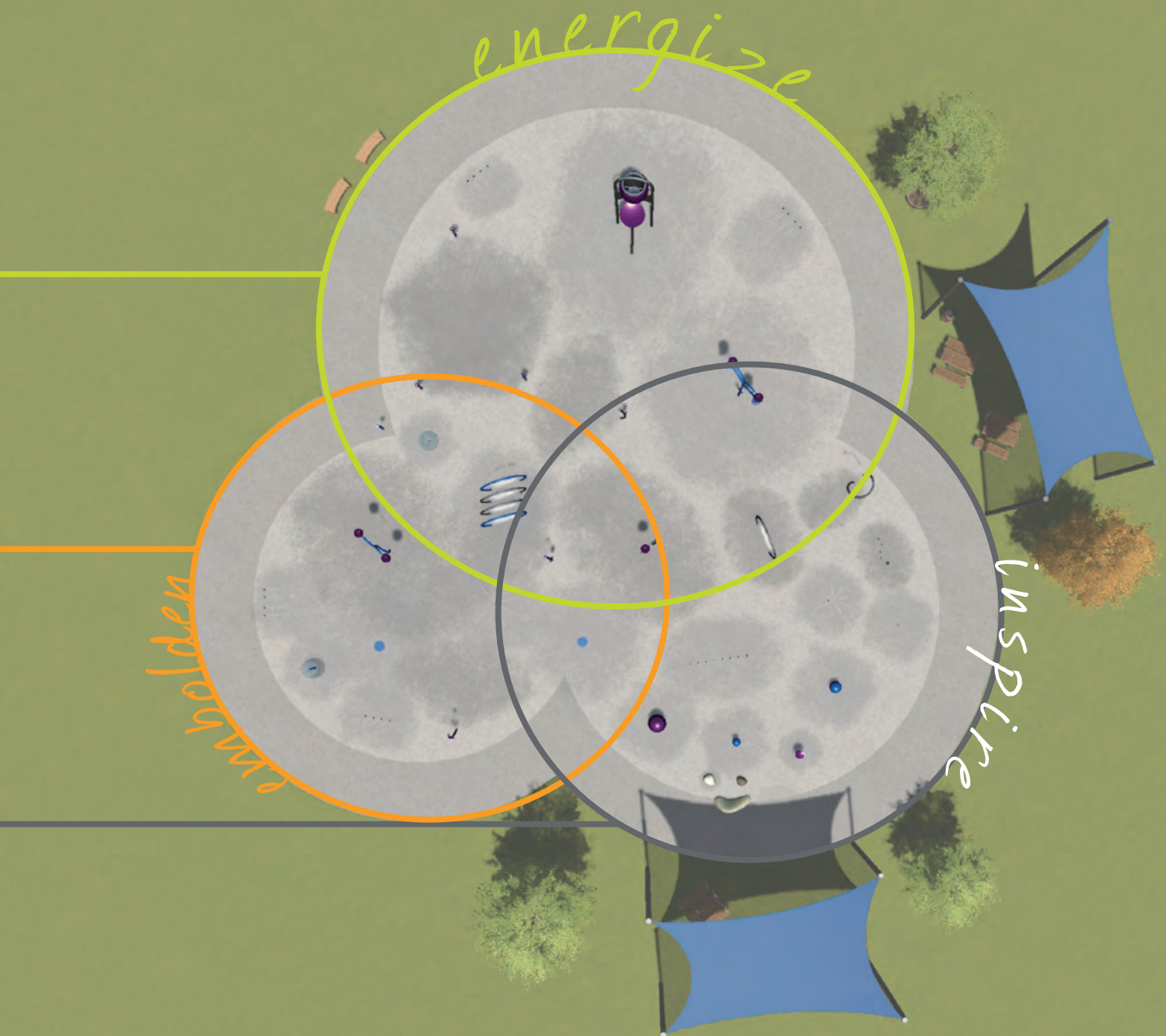
Cognitive play opportunities facilitate deep learning and flexible thinking for individual and group play

Situated along the outside perimeter and away from the adventure zone for a relaxed play experience



# DESIGNING PLAY

FOR OPPORTUNITIES  
& POSSIBILITIES





# DESIGNING PLAY WITH UNLIMITED POTENTIAL

Design for the future with a sleek, flush-to-grade anchoring system.

Don't limit the possibilities of your next aquatic play project. Phase your installation, switch out spray features or plan for future expansions with **playPHASE™**, a flush-to-grade anchoring system exclusive to Waterplay® Solutions.



Waterplay's universal playPHASE™ base is compatible with geyser sprays (low, medium and high), a winter cap and freestanding play features.

*PLAYPHASE™ CAP*





Prepare your project site before the spray features arrive.



Compatible with any Waterplay aquatic feature.



Flush-to-grade design safely conceals hardware.



playPHASE™ geysers works with low, medium and high flow rates.



Sleek and seamless for a flawless play space.



No toe guards or dome covers required.



Simplified installation for a perfect concrete pour every time.

Do you have playPHASE™ bases already installed?  
Contact our sales team for an evaluation and recommendation for your next Waterplay feature!




## Find flexibility with playPHASE™

The playPHASE™ Geyser spray adds playful water action to any space while providing the opportunity to change your space throughout its life cycle.

## PLAYPHASE™ GEYSERS

LOW  
FLOW



MEDIUM  
FLOW



HIGH  
FLOW







# COLOUR OPTIONS

**Stories come to life through colour.** Deep blues and gentle greens, sharp reds and muted creams, each of these colours can align with your surrounding landscape, facility, adventure or moment in history to help narrate your space design.

Choose from a variety of brilliant Waterplay colour options unique to your project, or choose from one of our carefully crafted pre-set collections.

## WATERPLAY'S STANDARD COLOUR PALETTE

Designed to withstand the elements, our super durable, lead-free powder coating is built to withstand extreme climate temperatures, moisture and UV exposure.



VANILLA



BEIGE



YELLOW



MELON



ORANGE



RED



MAROON



PLUM



PURPLE



ROYAL BLUE



BLUE



TURQUOISE



OCEAN



SAGE



FERN



FOREST



GREY



BROWN



GRAPHITE



WHITE



BLACK




# COLOUR INSPIRATION

Pairing colours can be tricky and choosing combinations that work together effectively is key to the success of your design. By selecting one of Waterplay's **harmonized colour collections**, you can comfortably reinforce a unified, themed appearance to ensure that your next aquatic play project hits the mark.



SEE OUR CREATIVE  
COLLECTIONS  
BROCHURE FOR  
MORE OPTIONS!



## AQUALUME™

Make a statement in your next design with Waterplay's AquaLume™, an impact resistant and durable polymer that allows the sunlight to pass through for a truly stunning play experience.



## DUMPING BUCKETS

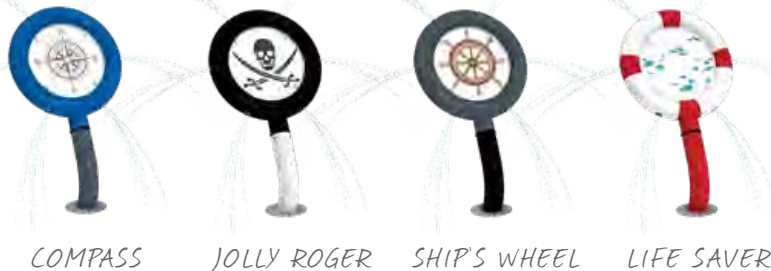


Waterplay has numerous graphic collection options available. Contact our sales team for more details.

## GRAPHIC OPTION SNEAK PEEK

### MISTY TWISTY

Create a beach oasis with the **Surf Spray** graphic collection.



### MAGNIF-EYE

The **High Seas** graphics are full of adventure and discovery!

### LILY PAD & SOUND SPRAY

**Kaleidoscope** graphics ignite childlike wonder in us all.







# FREESTANDING AQUATIC PLAY

---

Waterplay's freestanding aquatic play collections are comprised of aquatic features designed to adapt to any environment. Transform your space into a circus, a jungle, a seaside adventure or simply complement the surrounding environment.


THE BOARDWALK AT IRA NEEDLES BLVD.  
ONTARIO | CANADA  
shopping centre





CREATIVE  
COLLECTIONS

**KALEIDOSCOPE**  
classic collection





**A child's imagination** is full of bright colours and fun shapes. The Kaleidoscope Collection takes waterplayers on an action-packed, playful adventure through a real life wonderland of discovery.






# CREATIVE COLLECTION

## KALEIDOSCOPE classic collection

COLOUR THEME:



POLKA DOT  
SPRAYS



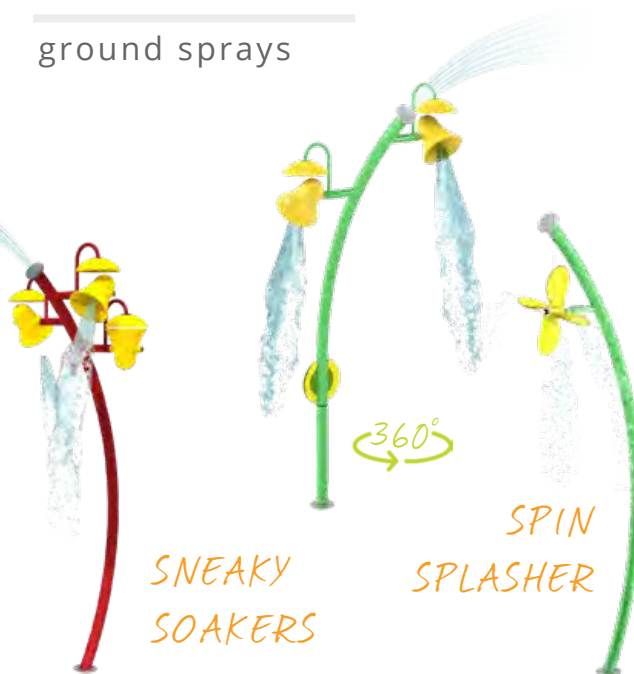
ground sprays

POWER  
POST



PUSH

activator



SNEAKY  
SOAKERS

SPIN  
SPLASHER

SPIN-A-ROO

soakers & sprays



CANDY CANE

CURVY  
CANE

WAVY  
WAND

HULA POST

soakers & sprays

Visit [www.waterplay.com](http://www.waterplay.com) for  
detailed product information.

360°



MAGNIF-EYE

small splashes

MISTY TWISTY



TURN


SPLASH  
BLASTER



360°

cannon

360°




FUN-GUY

360°



SPINNY  
SQUIRT

FUN-BRELLA




MIST  
STICK

small splashes

SPIRAL TUNNEL



ARCHIE



arches

City of  
Kelowna



O-RIGINAL

CUSTOMIZABLE WITH A CITY NAME,  
LOGO, OR SPONSOR RECOGNITION



FROGGIE-O



RAINBOW  
DOME



CREATIVE  
COLLECTIONS


**REVOLUTIONS**

**urban** collection





**The Revolutions Collection** was designed on an axis. Featuring smooth lines, 360° revolutions, spirals and spheres, this stunning group of products and colours unites play with a contemporary design aesthetic.






# CREATIVE COLLECTION

## REVOLUTIONS urban collection

COLOUR THEME:



Visit [www.waterplay.com](http://www.waterplay.com) for  
detailed product information.



big splashes



small splashes



BLOOMIN' SOAKERS

soakers & sprays



TWIST N'  
SPILLS



HELICES



SPIN SPRAYS



SPIRAL TUNNEL

arches



WATER-O

POWER POST




activator



# REVOLUTIONS

Bold and vibrant, or subtle and soothing, the Revolutions Collection builds a playful momentum in any community space.









CREATIVE  
COLLECTIONS

**JAMSESSIONS**  
urban collection





**Everyone's a musician** with the JamSessions Collection. Dance under the spilling bells, plug the nozzles of the Sound Sprays, or dance on the keys of the Tappin' Tunes.






# CREATIVE COLLECTION

## JAMSESSIONS urban collection

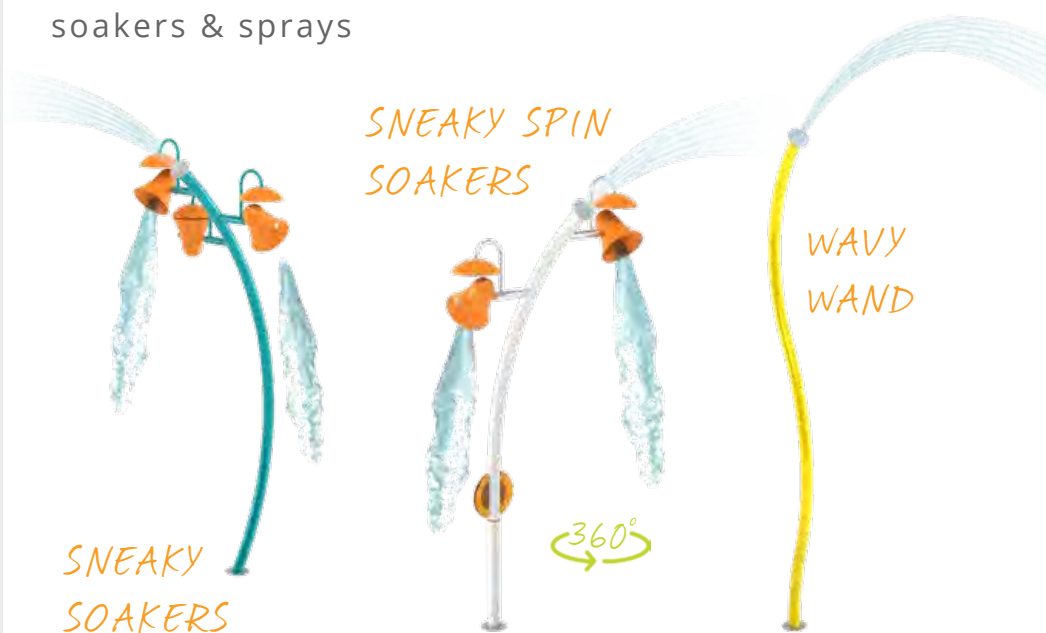
COLOUR THEME:



Visit [www.waterplay.com](http://www.waterplay.com) for  
detailed product information.




soakers & sprays



soakers & sprays



arches



TAPPIN' TUNES

themed

SOUND SPRAY



FEATURES  
SOUND!



PUSH

MAESTRO

activator



COSMIC  
CANNON

cannon



U.S.O.

MAGNIF-EYE

small splashes



FUN-BRELLA

MISTY TWISTY



CREATIVE  
COLLECTIONS

**NATURE**  
**themed** collection





**Embrace the great outdoors** with the Nature Collection. Giant raining leaves, trees, flowers, spraying cat tails and wiggly water cannons are designed to peak the imagination of all waterplayers, young and experienced.





# CREATIVE COLLECTION

## WILDWOOD nature collection

COLOUR THEME:




ACCENTS




Visit [www.waterplay.com](http://www.waterplay.com) for  
detailed product information.

fauna



activator



flora

RAIN CAP

RAIN  
FOREST



flora



cannons



small splashes



# CREATIVE COLLECTION

## RANCH & JUNGLE nature collection

COLOUR THEME:



ACCENTS



Visit [www.waterplay.com](http://www.waterplay.com) for  
detailed product information.

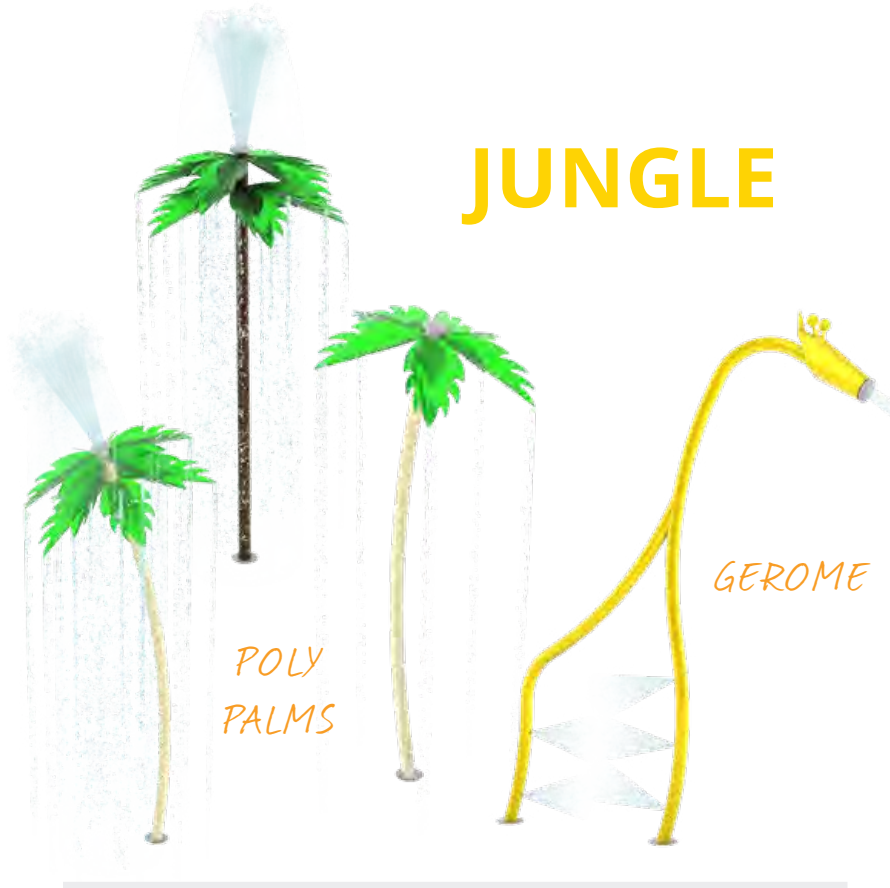
ENHANCE WITH  
YOUR GRAPHIC!



## RANCH







# JUNGLE

COLOUR THEME:



ACCENTS



Our **Nature Collection** is adaptable. Use the Ranch and Jungle themed products to build onto the Wildwood Collection and tell a story that's not only unique, but full of themed fun!

See pages 36 & 37 for Wildwood Collection.

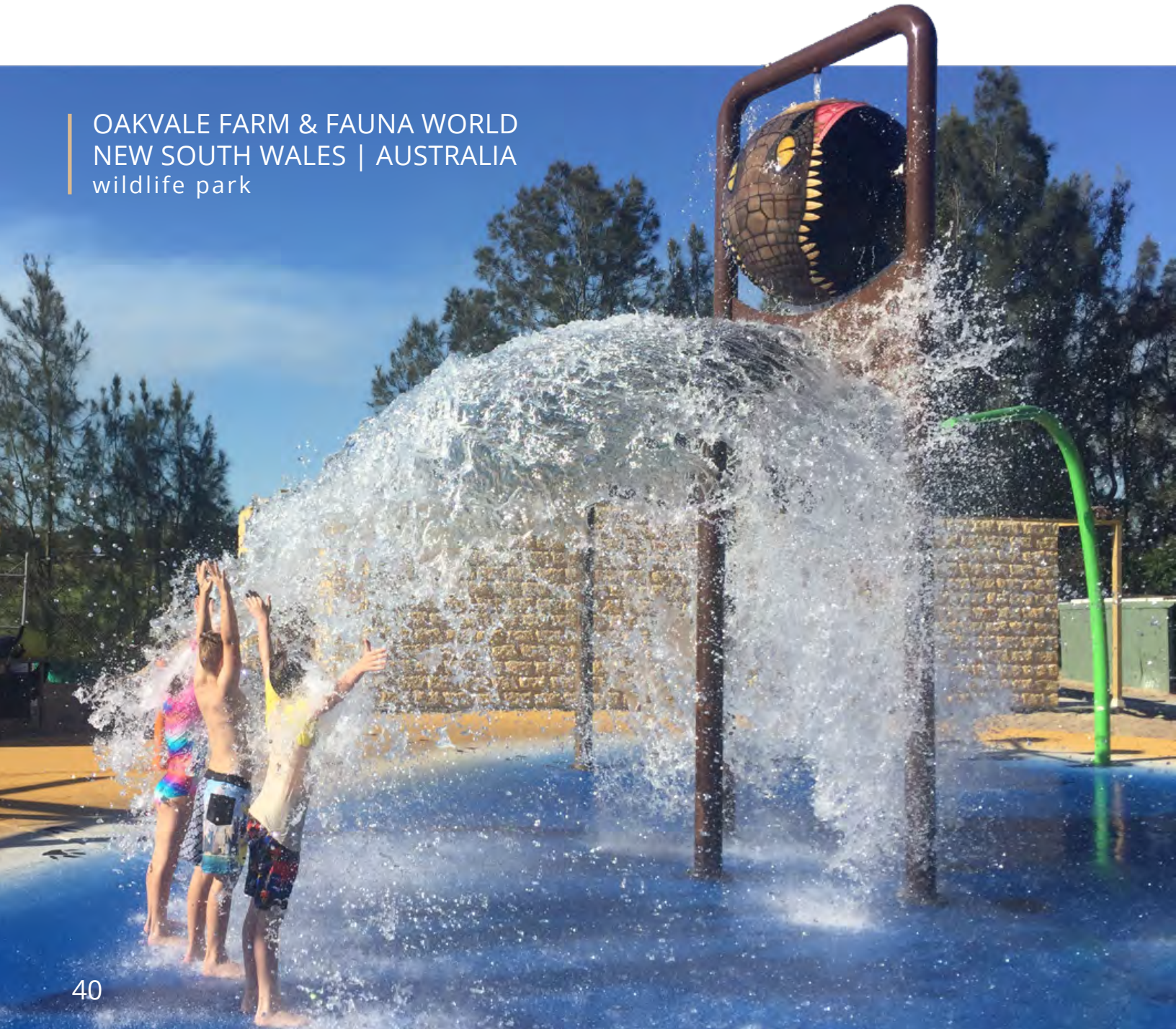




# NATURE

**Oakvale Farm & Fauna World** put an end to off-season slumps with a water park that keeps visitors cool year round. Highlighting their wildlife theme with the **Wildwood** Collection, the splash pad comes alive with water cannon koalas, a spiral tunnel coiled like a python and small features that introduce waterplayers to native critters like kangaroos and wombats.

OAKVALE FARM & FAUNA WORLD  
NEW SOUTH WALES | AUSTRALIA  
wildlife park







"We've got visitors  
traveling three hours each  
way just to visit our park."

Kent Sansom, Owner





# CREATIVE COLLECTIONS

## NAUTICAL themed collection





**Escape to the high seas.** The Nautical Collection is sure to unleash adventure and courage in waterplayers of all ages and abilities. Brave the open water on the H.M.S. Waterplay, spray the nearest pirate or make friends with the wiggly Octopus!





# CREATIVE COLLECTION

## HIGH SEAS nautical collection

COLOUR THEME:

ACCENTS

Visit [www.waterplay.com](http://www.waterplay.com) for  
detailed product information.



sea creatures



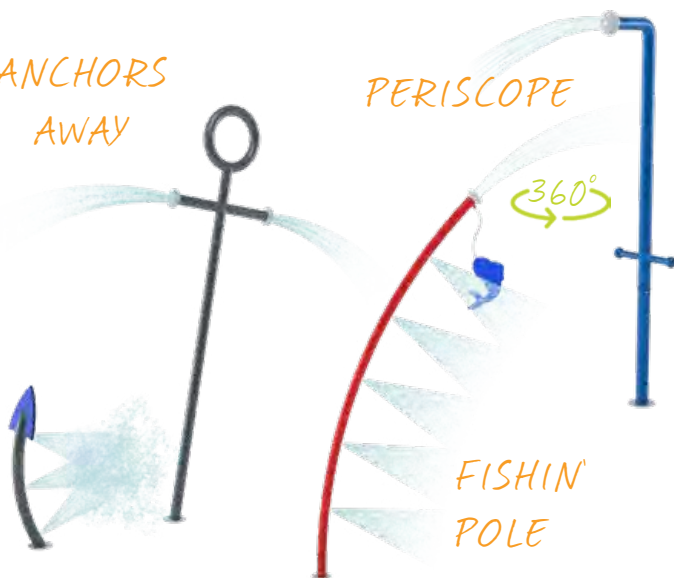
boat & mast

activator



ANCHORS  
AWAY

PERISCOPE



FISHIN'  
POLE

anchors & rods

FREESTANDING AQUATIC PLAY  
nautical themed collection  
HIGH SEAS



CARRONADE

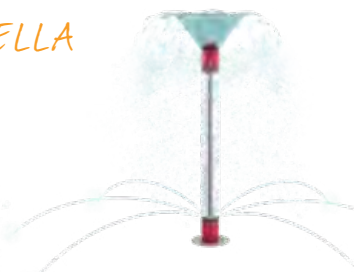

cannon



MAGNIF-EYE

small splashes

FUN-BRELLA



CYCLONE



POLY  
PALMS

POLY  
PALM  
COCO

soakers & sprays



SAIL  
AWAYS



# NAUTICAL

Inspired by South Africa's subtropical beaches, the **WavePark Gateway Entertainment Centre** takes families on a refreshingly cool adventure. Set sail on a magnificent pirate ship, navigate tidal waves from the Mega Soaker and hang out under the showering palms. The perfect reward after a busy day of shopping.







WAVEPARK GATEWAY  
DURBAN | SOUTH AFRICA  
entertainment centre



# CREATIVE COLLECTION

## SURF SPRAY nautical collection


COLOUR THEME:



ACCENTS




Visit [www.waterplay.com](http://www.waterplay.com) for  
detailed product information.



sprays and cannons



beach balls



**Tip: Poly Palms set  
the scene for a day  
at the beach.**





### The Surf Spray Collection

perfectly embodies the serenity and playfulness of the beach. Use these features together with the High Seas Collection to slow down your nautical adventure and create a Zen play space full of surf, sun and fun.

See pages 44 & 45 for High Seas Collection.

FREESTANDING AQUATIC PLAY  
nautical themed collection  
SURF SPRAY






# CREATIVE COLLECTION

## PLAY CLUSTERS™ nautical collection

Voyages Play Clusters™ offer an action-packed play solution with a compact footprint to accommodate any space or budget.

SCHOONER 2



SKIFF

SCHOONER 1



SLOOP



Visit [www.waterplay.com](http://www.waterplay.com) for detailed product information.

voyages play clusters™

## SET A COURSE FOR ADVENTURE WITH **VOYAGES!**

Perfect as a stand-alone attraction or part of a larger design, the **Voyages Play Clusters™** bring playful ships and sailing vessels to your next adventure! From the small and compact Skiff to the deluxe Schooner—each cluster offers a unique set of water effects and footprints to complement every space.





# CREATIVE COLLECTIONS


# SHORELINE

by **ehring**



## Ehring Collections

A product design collaboration with Markus Ehring, world-renowned public space designer, the Ehring Collections by Waterplay are the perfect balance of play value, beauty, form and function.





Designed for exploration, soaring water effects and big splashes, **the Shoreline Collection** guides waterplayers from the grassy meadows into a tidal zone of sneaky sea shells, curious gulls and dancing kites.





# CREATIVE COLLECTION

## SHORELINE by ehrling

COLOUR THEME:



ACCENTS



Visit [www.waterplay.com](http://www.waterplay.com) for  
detailed product information.



big splash

TURN UP THE  
FUN WITH  
THE SOAKERS  
ADJUSTABLE  
SPLASH PLATE!

BEACH BALL  
SOAKER



WHIRLER

activator

WINDSOCK



SPIN



SPIN


KITE

WATER  
FLOWER



SPIN

soakers & sprays



SEAGULL



MARRAM  
GRASS

soakers & sprays




MOONSNAIL



TURTLE



BUOY



TURTLE TOT



CLAMSHELL

STARFISH



CERITH



ground sprays



CREATIVE  
COLLECTIONS


**GRASSLANDS**

by **ehring**





**Tall blades of grass**, whimsical wildflowers, smooth stones and friendly creatures—the Grasslands Collection brings the wonder and beauty of nature to the play pad.






# CREATIVE COLLECTION

## GRASSLANDS by ehrling


COLOUR THEME:



ACCENTS



whimsical wildflowers



BLUE BOTTLE

whimsical wildflowers



CRITTERS

cannons


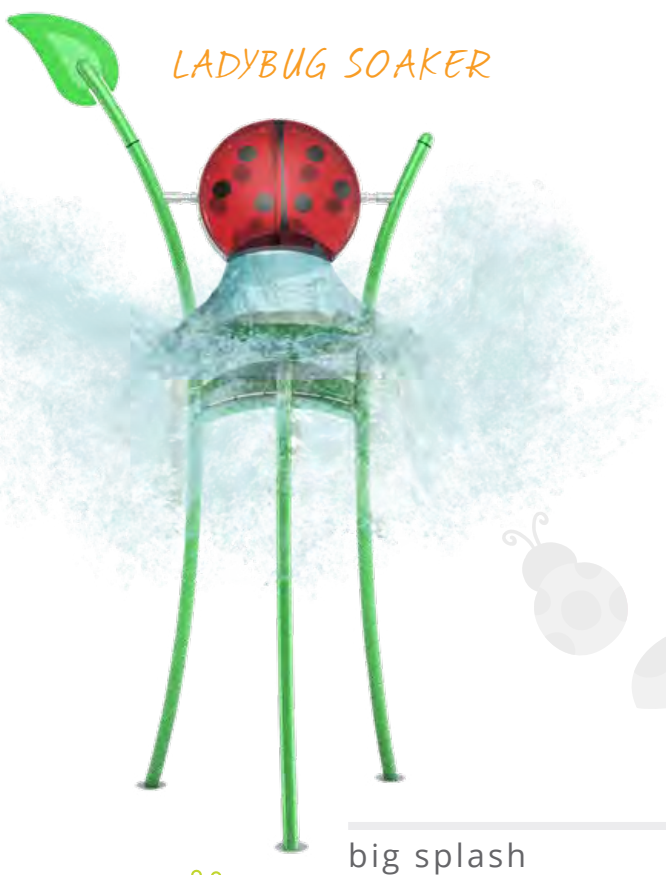
GRASSES



MORNING GRASSES

friendly shoots of grass

Visit [www.waterplay.com](http://www.waterplay.com) for detailed product information.



GECKO



FROG



COVER THE  
NOZZLES TO PUSH  
THE WATER HIGHER!



SNAKE


crawling ground sprays



CHARLOTTE



DEW  
DROP



FLUTTER



SPARX

PUSH



SPROUT

soakers and sprays

activator




# GRASSLANDS

Find your way through giant wild flowers and splashing dew drops at these nature-inspired aquatic play spaces. These modern, eco-friendly designs create an attractive public space where communities can gather, relax and connect through play.



BASE DE LOISIRS  
CAZAUBON | FRANCE  
community park



"Thoughtfully selected colour palettes not only **influence the beauty** of the space but also the way people play and interact."

Markus Ehring  
Public space designer, Germany





PRAIRIE WINDS PARK  
ALBERTA | CANADA  
community park




CREATIVE  
COLLECTIONS

**CIRQUE**  
by **ehring**





**The Cirque Collection** is designed for collaborative fun. Push, spin, plug and take aim. This troupe of whimsical and looping play features delights waterplayers with a spectacular water show.

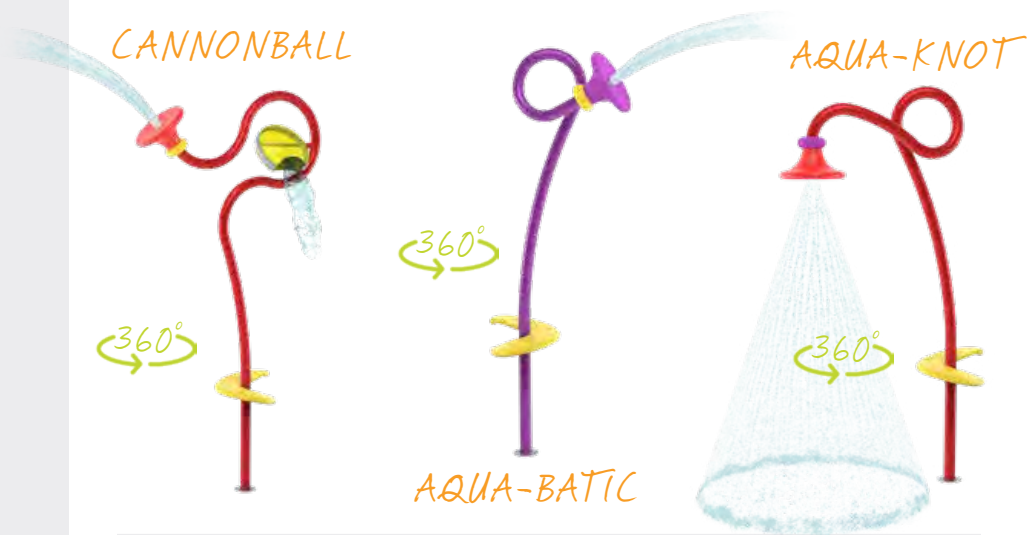




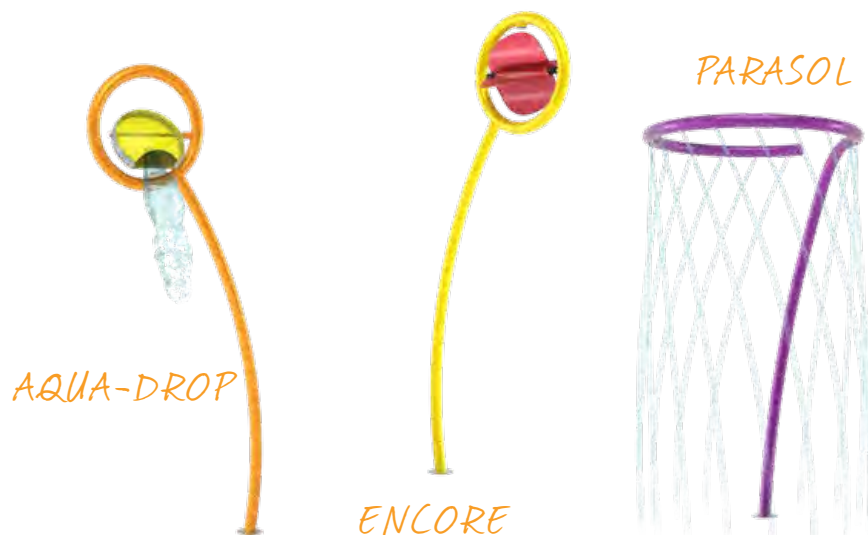
# CREATIVE COLLECTION

## CIRQUE by ehrling


COLOUR THEME:



soakers & sprays



soakers & sprays



arches

PUSH DOWN AND WATCH  
THE NEAREST GROUND  
SPRAY SHOOT HIGHER!



BOINGO

Visit [www.waterplay.com](http://www.waterplay.com) for  
detailed product information.

CANNON



cannons

360°

RINGLING




DJEMBE



small splashes

BATON



BIG TOP  
SOAKER




PRESTO



PUSH

SPIN THE  
RINGMASTER  
TO ACTIVATE  
SURROUNDING  
WATER.



SPIN

RINGMASTER

activators

WATCH THE  
BUCKET FILL AND  
GET READY FOR  
THE BIG SPLASH!

big splashes



CREATIVE  
SOLUTIONS

**PLAY PALS**  
product collection





**Play Pals** move through any collection or play space! Whether you want to add more fun to your **JamSessions** design, or build out a **Wildwood** adventure, Play Pals fit seamlessly into any space to help tell your story.





# CREATIVE SOLUTIONS

## PLAY PALS product collection

Play Pals are an offering of 'must-have' features that energize waterplayers wherever they go!

FEATURES AN  
ADJUSTABLE  
SPLASH PLATE

GET READY FOR  
THE BIG SPLASH!




MEGA SOAKER

big splashes



HELICES



BLASTERS



POWER  
POST

cannons

activator





360°



SNEAKY  
SOAKERS

soakers & sprays

Visit [www.waterplay.com](http://www.waterplay.com) for  
detailed product information.



small splashes



arches



# STONES & PLAY CLUSTERS™

KIDS CARE SPRAY PARK  
BRITISH COLUMBIA | CANADA  
community park

Delight the senses with Stones! Inspired by the smooth pebbles of a shoreline, these giant stones provide a calm space for kids to rest, relax and explore gentle water effects. Stones are available in both dry and spraying options and feature a sand-blasted surface for safe play.




serene stones

Seashells with  
a circle of  
stones create a  
contemplative tide  
pool for scientific  
exploration.

## PLAY CLUSTERS™

Encourage specific play styles through  
clusters of play perfect for any setting.

*TIDE POOLS*



UNCOVER POCKETS OF  
PLAY AS THE TIDE FLOWS  
BETWEEN LAND AND SEA.  
WHEN WATERS RETREAT,  
SHALLOW POOLS ARE LEFT  
BETWEEN THE STONES TO  
EXPOSE COASTAL MARVELS  
FOR ALL TO DISCOVER.



*SERENE STONES*



*POPPY  
LABYRINTH*






CREATIVE  
SOLUTIONS

# GROUND SPRAYS

**product** collection









# CREATIVE SOLUTIONS


## GROUND SPRAYS

Ground sprays are an essential part of every design: use them alone or to complete a design with dynamic spray patterns. Keep the magic flowing after dark with Glow Effects and Luminaries!

THEY GO ANYWHERE...

Visit [www.waterplay.com](http://www.waterplay.com) for detailed product information.

SPRAY TUNNEL 4




SPRAY TUNNEL 8


tunnel

TEAM EFFECT


COVER THE  
NOZZLES  
TO PUSH THE  
WATER HIGHER!



TEAM EFFECT MINI



GROUP VOLCANO



cause & effect





MISTY  
MOUNTAIN

SOLO  
SPURT

TULIP

classic

GEYSER

GUSHER

STRAIGHT UP

MONSTER 5

FOUNTAIN  
MOUNTAIN

CONFETTI SPRAY



# STOMP, DANCE,

## PUDDLES!

An exciting take on the traditional ground spray, Puddles bring the fun of rain puddles to the play pad. Designed with a squishy jump pad, this ground spray encourages waterplayers to stomp, dance or hop to create a splashy water effect.





# HOP WITH



JUMP!



PUDDLE 3

PUDDLE 2



PUDDLE 1



## JUMP SPLASH DISCOVER





# GROUND SPRAYS




DOUGHNUT




water fort

STARLET SPRAY




MOP TOP



TOWER SPRAY

BUTTERCUP



CHARLOTTE'S WEB



multi-directional




FEATURES  
SOUND!



SOUND SPRAY

TAPPIN'  
TUNES



LILY PAD



themed

customizable


WAVE



TWIN SPURT



SPLIT SPURT



TIDAL WAVE



STEADY  
STREAM



directional

SPONTANEOUS  
BURSTS OF WATER...



TILTY POP-IT



POP-IT

dynamic



LOW  
FLOW



MEDIUM  
FLOW



HIGH  
FLOW

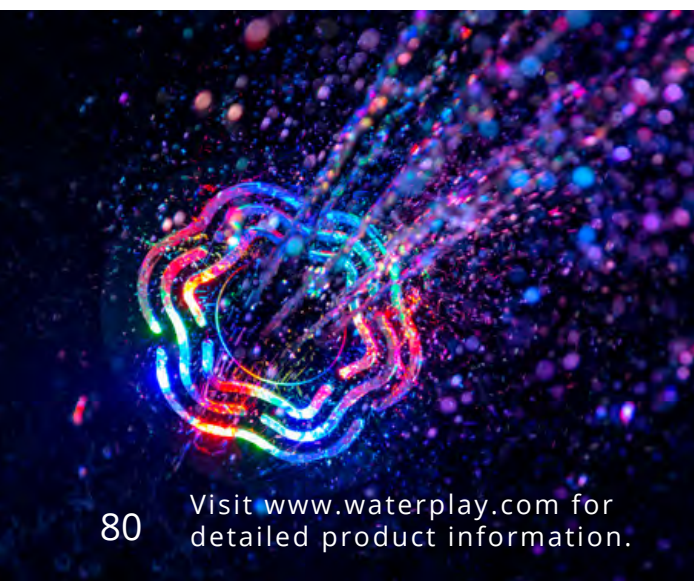
playphase™ geysers




# LUMINARIES & GLOW EFFECTS

MILLENNIA STYLUS PARK  
CALIFORNIA, USA  
urban area

Extend the hours of usage and create a striking water display that flows from day to night! Luminaries create a multi-functional space that glimmers between play and visual art.







### *LUMINARIES*

Recessed LED lights illuminate integrated ground sprays.



### *GLOW EFFECTS*

Flush-mounted LED lights illuminate the surrounding water.



CREATIVE  
SOLUTIONS

# DISCOVERY PLAY

curiosity collection





**The Curiosity Collection** is designed to spark exploration, wonderment, intrigue and discovery. Children of all ages can move, touch and manipulate the flow using interactive weirs that will exercise their minds and problem solving skills.





**NEW  
product**



## INTRODUCING **WATERWAYS**

A cascading adventure for inquisitive waterplayers who like to explore the different ways that water moves.

Guide the water into waterfalls and gullies, through spinning weirs and tipping buckets, across sneaky holes and into whirling basins. Waterways offers a new adventure at every turn.

**MODULAR DESIGN** Build a unique configuration for any space.

**EASY INSTALLATION** One connection point per feature reduces installation requirements and cost.

Visit [www.waterplay.com](http://www.waterplay.com) for detailed product information.



SPLASH

WATERFALL 1

BLOCK

SPIN

360°

BASIN

GULLY

basins & gullies

TURN

REACH

GUIDE

WATERFALL 2

TIP

PUSH

SPIN

WATERFALL 3

PLUG


waterfalls



creative collection  
nature



# DISCOVERY STREAM by ehrling




"If you can't go through  
an obstacle, go around  
it, Water does."


Margaret Atwood  
The Penelopiad



Inspired by nature, designed for fun—the **Discovery Stream** is a modular stream bed packed full of fascinating water weirs that challenge the mind and evoke thoughtful play. Perfect for waterplayers of all ages and abilities. Weirs are also available as stand-alone features for pre-existing water beds.



FISH



SEA GRASS



SEA  
BLOSSOM



STOUT  
MOUSE

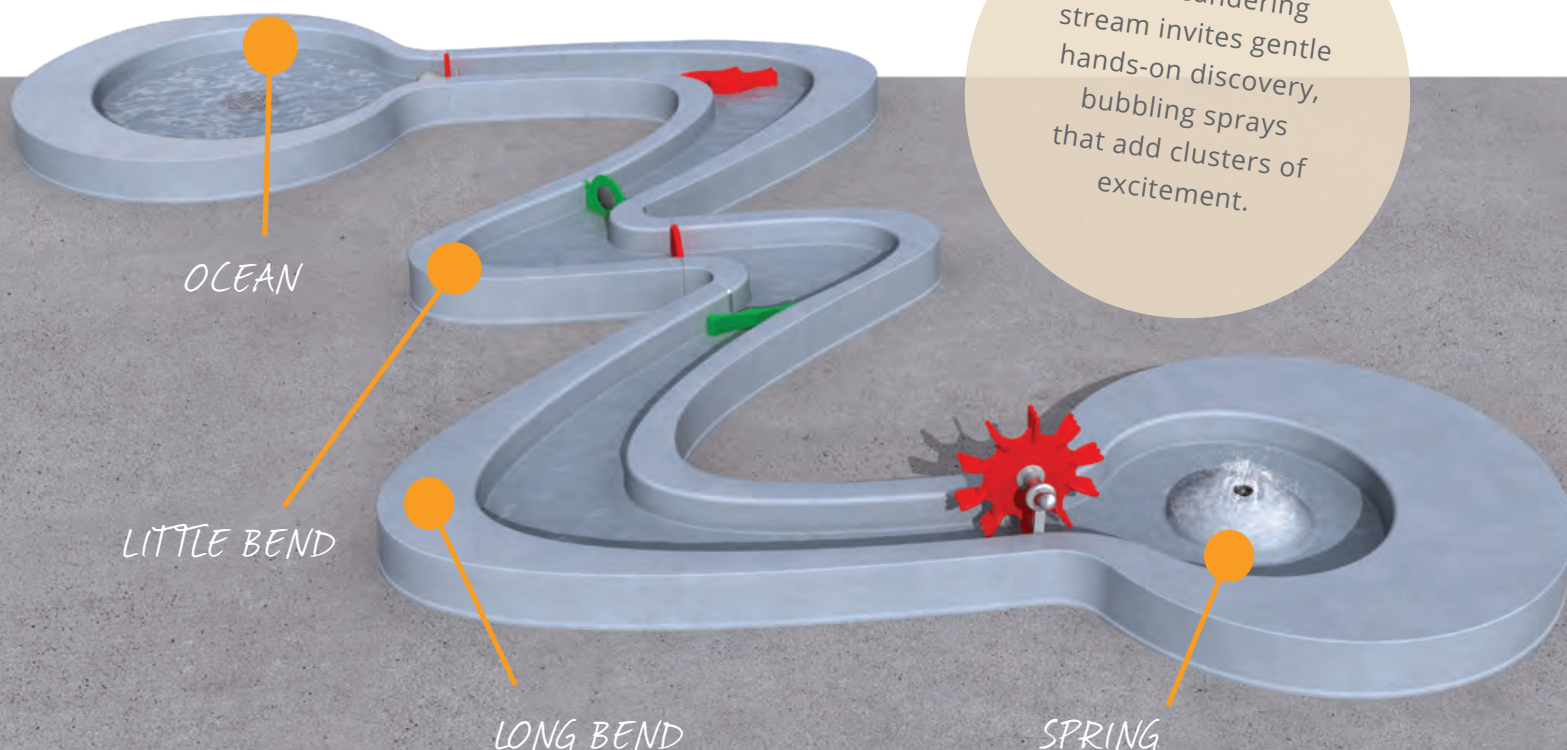


WET WELLY



DUCK WHEEL

## discovery stream & weirs







# ACTIVITY TOWERS

---

Activity Towers are multi-level water play structures that provide captivating visitor experiences for waterplayers of all ages. Perfect for any facility or environment, they adapt to your unique space and can be phased over time for enduring play value.







# ENDLESS DESIGN CONFIGURATIONS

With hundreds of Signature Design packages and customization options available, it's easy to **discover** the perfect tower for your unique attraction!

## BUILT TO LAST

All stainless steel construction, strong decks and durable coatings.

## CLEAR SIGHTLINES

Large translucent panels and strategic elevations promote safe, confident play.

## MAXIMUM PLAY VALUE

Interactive, easy-to-reach play elements and exciting water effects both on and off the structure. Panel splashers, cannons and sprays at multiple levels create exciting adventures for waterplayers of all ages.



## INTERCHANGEABLE & MODULAR

Increase attendance and keep visitors coming back for more. Plan for future expansions, newly added features and bigger splash effects with the playCONNECT™ removable feature mounting system.

# EXPAND YOUR ADVENTURE!

*PLAN FOR TOMORROW  
WITH TODAY'S BUDGET*



*...USING OUR UNIVERSAL  
REMOVABLE FEATURE  
MOUNTING SYSTEMS!*

**PLAYCONNECT™**



**CENTRE POST  
PLAYPHASE™**



*...UPGRADE THE PLAY  
VALUE AND ADD THE  
NEW WATERWAYS FEATURE  
TO YOUR STRUCTURE!*

Visit [www.waterplay.com](http://www.waterplay.com) for  
detailed product information.

# PLAY STRUCTURES


## SIGNATURE DESIGNS

### DISCOVERY series

A perfect setting to make new discoveries and engage in immersive play, the Discovery Series Signature Designs fit easily into any project.

- compact footprint
- 2' and 4' (.6m and 1.2m) deck heights invite fun for all ability levels
- Available in all colour and product combinations


Visit [www.waterplay.com](http://www.waterplay.com) for detailed product information.



### DISCOVERY SERIES I GRASSLANDS COLLECTION

SLIDES	1
WATER FEATURES	6

LENGTH / WIDTH	14'9" x 11'8" (4.6m x 3.6m)
TOTAL HEIGHT	8'10" (2.5m)
ELEVATED AREA	60ft <sup>2</sup> (5.6m <sup>2</sup> )
APPLICATION	Zero-depth / Pool





## DISCOVERY SERIES 3

### KALEIDOSCOPE COLLECTION

SLIDES 1  
WATER FEATURES 12

LENGTH / WIDTH	26'10" x 16'8" (8m x 5.1)
TOTAL HEIGHT	14'6" (4.5m)
ELEVATED AREA	70ft <sup>2</sup> (6.5m <sup>2</sup> )
APPLICATION	Zero-depth / Pool

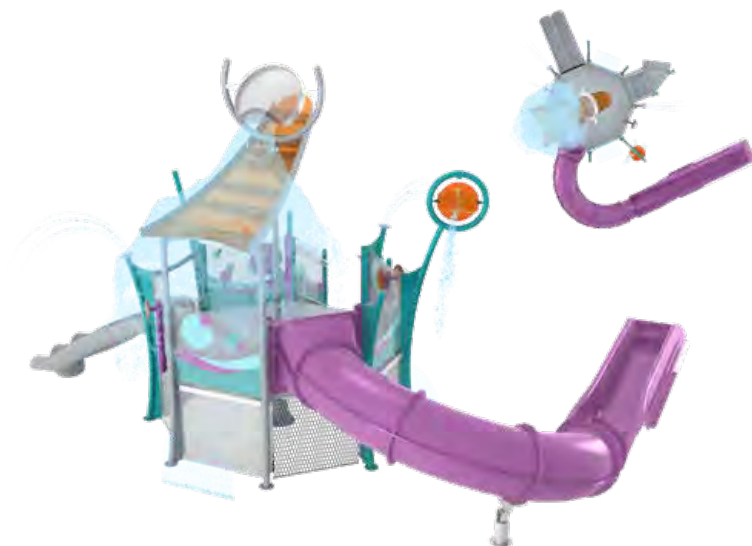


## DISCOVERY SERIES 6

### CIRQUE COLLECTION

SLIDES 2  
WATER FEATURES 10

LENGTH / WIDTH	35'3" x 24'6" (10.8m x 7.5m)
TOTAL HEIGHT	17'3" (5.3m)
ELEVATED AREA	113ft <sup>2</sup> (10.5m <sup>2</sup> )
APPLICATION	Zero-depth / Pool



# PLAY STRUCTURES

## SIGNATURE DESIGNS


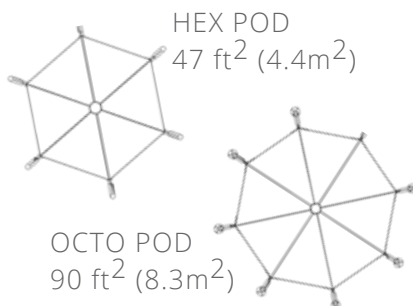
### EXPLORATION series

A compact design with an exciting elevation change that takes play to new heights! The Adventure Series Signature Designs feature low, moderate and high action play elements to fulfil the needs of every waterplayer.

- compact, two level footprint
- 2' and 4' (.6m and 1.2m) deck heights invite fun for all ability levels
- Available in all colour and product combinations

Visit [www.waterplay.com](http://www.waterplay.com) for detailed product information.

## SPACIOUS DECKS



### EXPLORATION SERIES 3 CIRQUE COLLECTION

SLIDES	2
WATER FEATURES	15

LENGTH / WIDTH	32'7" x 16'9" (10m x 5.2m)
TOTAL HEIGHT	14'6" (4.5m)
ELEVATED AREA	120ft <sup>2</sup> (11.1m <sup>2</sup> )
APPLICATION	Zero-depth / Pool





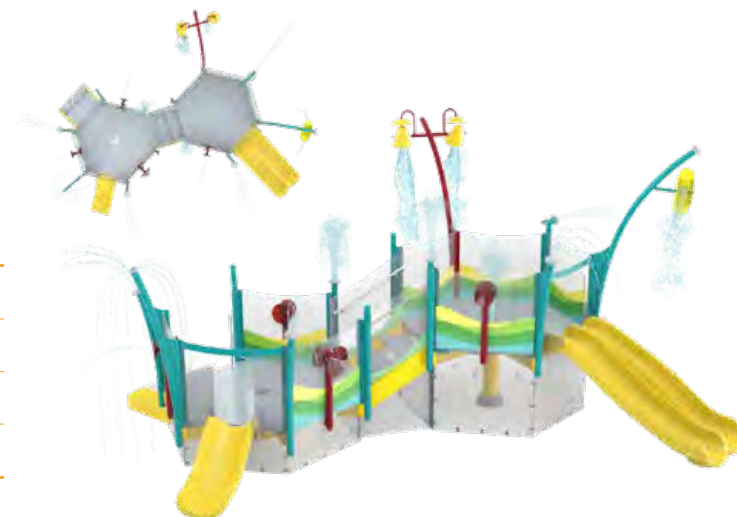


## EXPLORATION SERIES 2

### KALEIDOSCOPE COLLECTION

SLIDES 2  
WATER FEATURES 14

LENGTH / WIDTH	27'8" x 21'8" (8.5m x 6.7m)
TOTAL HEIGHT	13'2" (4m)
ELEVATED AREA	120ft <sup>2</sup> (11.1m <sup>2</sup> )
APPLICATION	Zero-depth / Pool



## EXPLORATION SERIES 5

### SURF SPRAY COLLECTION

SLIDES 2  
WATER FEATURES 17

LENGTH / WIDTH	35'4" x 23'11" (10.8m x 7m)
TOTAL HEIGHT	17'3" (5.3m)
ELEVATED AREA	163ft <sup>2</sup> (15.1m <sup>2</sup> )
APPLICATION	Zero-depth / Pool





# PLAY STRUCTURES

## SIGNATURE DESIGNS

### ADVENTURE series

An unforgettable adventure!  
Wow guests with an  
engaging play experience  
that is sure to become the  
epicentre of any space.

- exciting footprint  
featuring multiple  
elevation changes
- towering features and  
deck heights create  
excitement and encourage  
waterplayers to push their  
abilities
- Available in all colour and  
product combinations

Visit [www.waterplay.com](http://www.waterplay.com) for  
detailed product information.



### ADVENTURE SERIES TORTUGA HIGH SEAS COLLECTION

SLIDES	3
WATER FEATURES	44

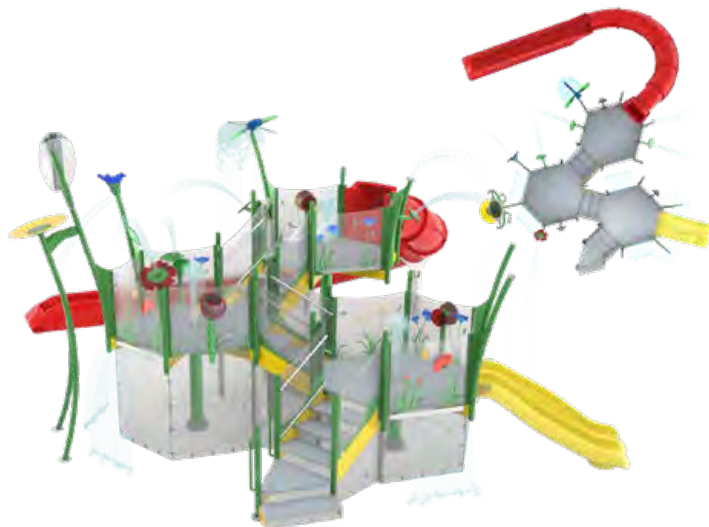
LENGTH / WIDTH	74'7" x 50'10" (22.8m x 15.3m)
TOTAL HEIGHT	19'3" (5.9m)
ELEVATED AREA	323ft <sup>2</sup> (30m <sup>2</sup> )
APPLICATION	Zero-depth / Pool

### ADVENTURE SERIES 5 SHOWN IN THE SHORELINE COLLECTION

SLIDES	5
WATER FEATURES	48

LENGTH / WIDTH	67'7" x 65' (20.6m x 19.8m)
TOTAL HEIGHT	18'6" (5.7m)
ELEVATED AREA	379ft <sup>2</sup> (35.2m <sup>2</sup> )
APPLICATION	Zero-depth / Pool





## ADVENTURE SERIES 3

### GRASSLANDS COLLECTION

SLIDES 2  
WATER FEATURES 17

LENGTH / WIDTH	44'9" x 36'2" (13.7m x 11m)
TOTAL HEIGHT	16'6" (5.1m)
ELEVATED AREA	120ft <sup>2</sup> (17.6m <sup>2</sup> )
APPLICATION	Zero-depth / Pool



EXCITING  
ELEVATION  
CHANGES



PLEASE CONTACT FOR MORE SIGNATURE DESIGNS & CUSTOM SOLUTIONS



# ACTIVITY TOWERS




"OUR GUESTS LOVE THE NEW FEATURES AND WE ARE EXCITED TO HAVE **UPDATED OUR POOL** WITH SUCH A FUN, CREATIVE STRUCTURE"

LAURI DANNEMILLER  
Executive Director for Apex Parks & Recreation District | USA





A stunning facility renovation—the **Apex Recreation Center** in Arvada, Colorado transformed its outdated leisure pool into a multi-level Activity Tower attraction. A **Grasslands** design narrated by lively wildflowers, splashing insects and Tower Soaker re-invigorates the play experience for all ages and energy levels.





# GATHERINGS

## PLAY, SIT, EXPLORE

---

Perfect your aquatic play space with simple, inclusive amenities. Waterplay's offering of beautifully designed tables, benches and stools compliment Aquatic Play Collections and complete your design narrative.





# CREATIVE SOLUTIONS

## GATHERINGS **amenities** collection

Floating leaves bring a sense of motion to still spaces, with a table and seating design that's perfect for playing, picnicking and relaxing.




---

picnic tables



---

stools and benches



---

mix and match

Visit [www.waterplay.com](http://www.waterplay.com) for detailed product information.





Bring the natural beauty of the coast inland. Sea shell shapes and smooth pebbles create unique shoreline gathering places designed for outdoor meals, relaxing and daydreaming.



CLAMSHELL



STARFISH



## picnic tables

AUGER 1



PEBBLE



## stools and benches



mix and match









# WATER MANAGEMENT SOLUTIONS

---

Water management is about making the water work for the specific needs of your aquatic play design and the surrounding infrastructure.

With options for every project, Waterplay's tools and systems lead the industry in technology and function. Work with Waterplay to find the best solution for your space.

# WATER MANAGEMENT

## TOOLS & SYSTEMS

CREATE  
SUSTAINABLE  
PLAY SPACES


Knowing what happens  
with the water is a big part  
of your project. Work with  
Waterplay to find the best  
solution for your space.

Visit [www.waterplay.com](http://www.waterplay.com) for  
detailed product information.

# TOOLS

## ACTIVATORS

Optimize water use and  
maximize play value through  
action-reaction play outcomes  
and sequencing with Waterplay's  
on demand activators.



MAESTRO

RINGMASTER



ECO  
ACTIVATOR

The Eco Activator is  
an all-in-one, battery  
powered controller,  
manifold and activator.

## activators

### CLASSIC DRAIN



AVAILABLE COLOURS:  
BEIGE, GREEN, GREY & BLACK



### STAINLESS STEEL DRAIN



AVAILABLE COLOURS:  
STANDARD WATERPLAY COLOURS

## drains





## CONTROLLER

Waterplay® smartACCESS™

Control multiple play spaces from one screen through the intuitive user interface and collect data for analyzing and reporting. Waterplay's smartACCESS connects you to what's happening at your play space anywhere, anytime.

controller

## MANIFOLD

Available in 9, 12, and 18 valve configurations to adapt to any project size.



manifolds



## ABOVE GRADE KIOSK

For custom site requirements, inquire about our below grade vault options.


kiosks & vaults

\* TANKS AVAILABLE UPON REQUEST

# SYSTEMS


## *RECIRCULATION*

Waterplay's recirculation system functions as a closed water management unit that continually recycles treated water to and from the play space.




*TREATMENT SYSTEM 1*

75 GPM / 284 LPM



*TREATMENT SYSTEM 3*

300 GPM / 1136 LPM



*TREATMENT SYSTEM 2*

150 GPM / 568 LPM

---

water management systems



2

**CONTROLLER & MANIFOLD**

The smartPLAY™ Controller & manifold work together to route the water to the play space based on programmed sequences.



**UV  
TREATMENT  
AVAILABLE**

1

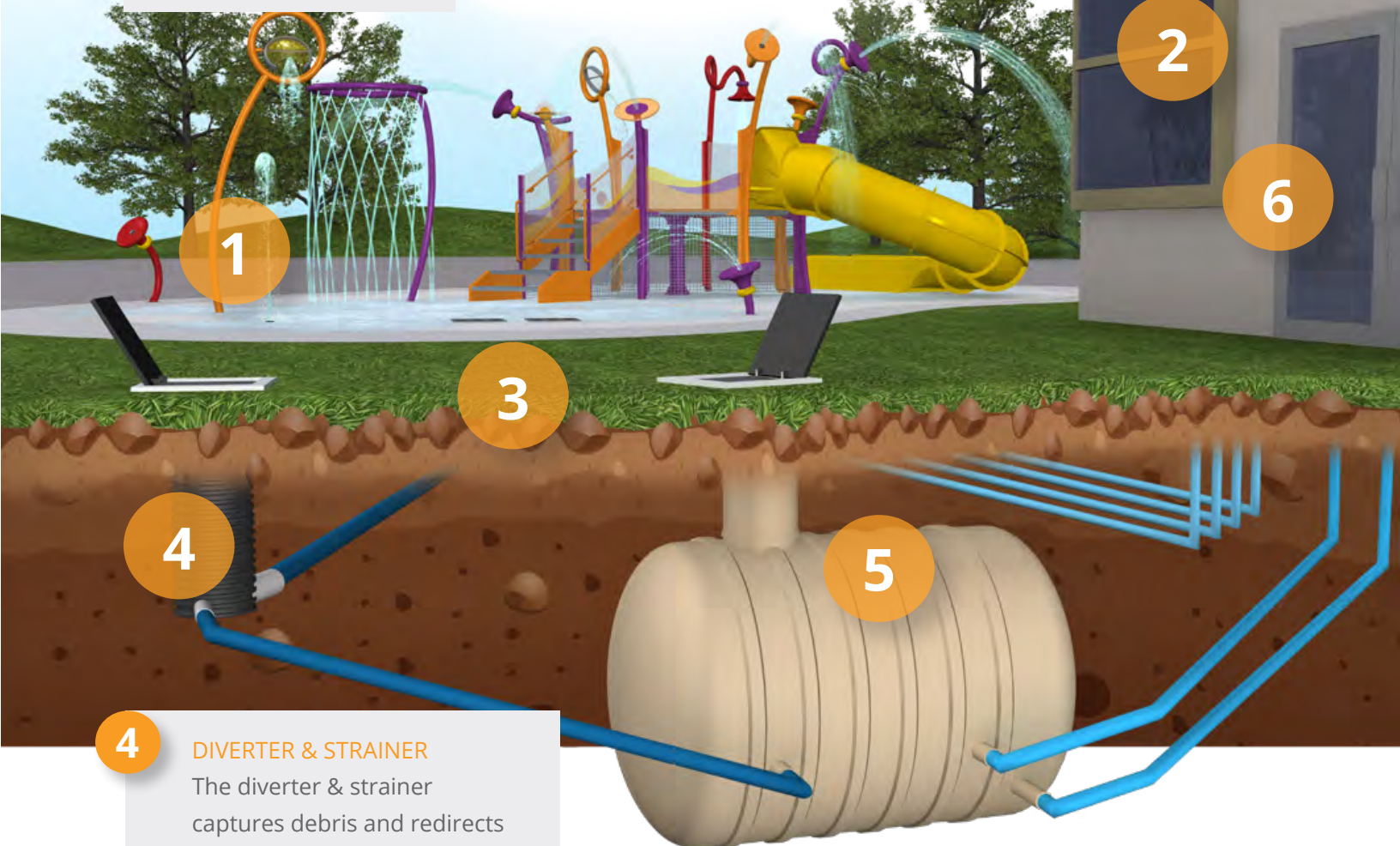
**ACTIVATOR**

Use the activator to trigger the controller.

3

**DRAIN**

The drain leads the water away from the play space and filters debris.



4

**DIVERTER & STRAINER**

The diverter & strainer captures debris and redirects rainwater to reduce overall chemical consumption.

5

5

**HOLDING TANK**

The holding tank contains water on the way to the water management system where the primary chemical disinfection occurs.

6

**WATER MANAGEMENT SYSTEM**

The recirculation system maintains water quality using advanced water treatment technologies. Water is continuously recycled to and from the play space using this method.

# SYSTEMS



## FLOW THROUGH

Waterplay's flow through water management system drains into the local sanitary or storm drain system. The water is then handled according to local municipal water management strategies.

### ACTIVATOR

Use the activator to trigger the controller.

### CONTROLLER & MANIFOLD

The smartPLAY™ Controller & manifold work together to route the water to the play space based on programmed sequences.

### DRAIN

The drain leads the water away from the play space and filters debris.

### PERCOLATION

Consider a percolation system: water percolates from a below ground containment system and returns to the water table as a part of the natural hydrological cycle.

3

1

4

4

### WATER MANAGEMENT SYSTEM

In a flow through system the water is introduced into the local municipal infrastructure via sanitary or storm drain systems.

2

1

2

3



## REPURPOSE

The water is then reused for agriculture, landscape irrigation and/or ground water recharge.

6

# 3



5

## HOLDING TANK

The holding tank contains water on the way to the water management system.

4

4

## WATER MANAGEMENT SYSTEM

The retain and reuse system filters and disinfects the water as per local regulations. The water is then pushed to the irrigation system.

5



## RETAIN & REUSE

Retain & reuse water management systems capture and repurpose water from the play pad for alternative uses in the community.

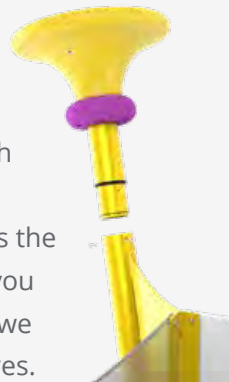
# TECHNOLOGIES & MATERIALS

At Waterplay, we **CARE** about quality. Our industry-leading materials are carefully selected to ensure safe play experiences that stand the test of time. Our products are made of stainless steel and use some of the most enduring materials in the industry.



## playPHASE™

Phase your project, expand your play space and easily retrofit with playPHASE™, a flush-to-grade anchoring system that eliminates the need for toe guards and allows you to start construction early while we finish manufacturing your features.



## playCONNECT™

The industry's first modular feature mounting system for activity towers simplifies the installation and reduces the need for cranes. Phase, expand, add, remove or replace features with playCONNECT™ to extend the lifetime of your structure.



## ON DEMAND WATER ACTIVATION

Optimize water use and maximize play value with Waterplay's on demand button activators. A perfect solution for reducing water consumption while creating a dynamic play experience. **Push** to start the flow of water.



## ACTION ACTIVATORS™

Bring surrounding play features to life by **spinning** the Ringmaster or **twisting** the Whirler. Waterplay's unique Action Activators™ are the perfect blend of play value and water conservation.





## 360° ROTATIONAL HUB

Easy movement for all ages and abilities, the 360° rotational hub features continuous and smooth movement for maximum play value.



## AQUALUME™

Make a statement in your next design with Waterplay's AquaLume™, an impact resistant and durable polymer that blends colour with water and light for a truly stunning play experience.



## smartPLAY™ CONTROLLER

The controller tells the water what it should do and when to do it. Waterplay's smartPLAY™ Controller works in conjunction with the manifold and water activator to create the perfect play experience for your project.



## smartACCESS™

Waterplay's smartACCESS connects you to what's happening at your play space anywhere, anytime. Manage water for multiple play spaces from one screen through the intuitive user interface and collect data for analyzing and reporting.



## SOUND SPRAY TECHNOLOGY

Tune into play with Sound Sprays. Cover the spray nozzle to trigger sounds from the Maestro activator's speaker (required for sound play). Program your feature with selections from our sound library.



## CAUSE & EFFECT NOZZLES

Stimulate curiosity and team play in your play space. Interactive ground sprays erupt with a bigger and bigger spray as waterplayers work together to plug and cover the nozzles.

**SCHEDULE 10 & 40, 304L STAINLESS STEEL PIPE (316L AVAILABLE)** | best performance in all environments  
**MIG & TIG WELDS** | superior weld strength and finish  
**SUPER DURABLE POWDER COATING** | superior chip and fade resistant.  
**TOUGH FINISHES** | defense against extreme climates, temperatures, moisture and UV exposure.  
**STAINLESS STEEL HARDWARE** | durable and resistant  
**ACETAL NOZZLES** | durable material that eliminates corrosion  
**WARRANTY** | industry leading for structural integrity of stainless steel piping and weldments

# PRODUCT INDEX

PRODUCT	HEIGHT	FLOW	PAGE
CIRQUE COLLECTION			
AQUA-BATIC	122" 3108 mm	6 GPM 23 LPM	64
AQUA-DROP	132" 3353 mm	5 GPM 19 LPM	64
AQUA-KNOT	122" 3108 mm	10 GPM 38 LPM	64
BATON	41" 1041 mm	16 GPM 61 LPM	65
BIG TOP SOAKER	178" 4521 mm	30 GPM 113 LPM	65
BOINGO (WITH GEYSER)	21" 533 mm	6 GPM 23 LPM	64
CANNON	58" 1473 mm	6 GPM 23 LPM	65
CANNONBALL	140" 3564 mm	8 GPM 30 LPM	64
DJEMBE	22" 559 mm	14 GPM 53 LPM	65
ENCORE	132" 3353 mm	2 GPM 8 LPM	64
PARASOL	105" 2667 mm	20 GPM 76 LPM	64
PRESTO	43" 1092 mm	N/A	65
RINGLING	40" 1016 mm	9 GPM 34 LPM	65
RINGMASTER	43" 1092 mm	N/A	65
ROUE-CYR	82" 2083 mm	10 GPM 38 LPM	64
DISCOVERY STREAM			
DS-DUCK WHEEL	21" 531mm	N/A	87
DS-LITTLE BEND	9" 229 mm	N/A	87
DS-LONG BEND	9" 229 mm	N/A	87
DS-OCEAN	9" 229 mm	N/A	87
DS-ONE FISH	9" 229 mm	N/A	87

PRODUCT	HEIGHT	FLOW	PAGE
DS-SEA BLOSSOM	9" 229 mm	N/A	87
DS-SEA GRASS	6" 152 mm	N/A	87
DS-SPRING	9" 229 mm	20 GPM 76 LPM	87
DS-STOUT MOUSE	8" 211 mm	N/A	87
DS-TWO FISH	9" 229 mm	N/A	87
DS-WET WELLY	12" 305 mm	N/A	87
GRASSLANDS COLLECTION			
ANETH BLOOM 1	128" 3251 mm	10 GPM 38 LPM	58
ANETH BLOOM 3	154" 3912 mm	20 GPM 76 LPM	58
ANTS 3	0" 0 mm	3 GPM 11 LPM	59
ANTS 5	0" 0 mm	5 GPM 19 LPM	59
BLUE BOTTLE	105" 2667 mm	10 GPM 38 LPM	58
BOTTLE BUD	86" 2184 mm	1 GPM 4 LPM	58
CHARLOTTE	145" 3683 mm	10 GPM 38 LPM	59
CORN POPPY	127" 3226 mm	10 GPM 38 LPM	58
CRITTER 1	23" 584 mm	2 GPM 8 LPM	58
CRITTER 2	36" 914 mm	2 GPM 8 LPM	58
DEW DROP	128" 3251 mm	10 GPM 38 LPM	59
FLUTTER	147" 3734 mm	10 GPM 38 LPM	59
FROG	0" 0 mm	3 GPM 11 LPM	59
GECKO	0" 0 mm	4 GPM 15 LPM	59
GRASS 1	117" 2972 mm	N/A	58
GRASS 2	128" 3251 mm	N/A	58
GRASS 3	145" 3683 mm	N/A	58
LADYBUG SOAKER	186" 4724 mm	30 GPM 113 LPM	59
MORNING GRASS 1	117" 2972 mm	3 GPM 11 LPM	58

PRODUCT	HEIGHT	FLOW	PAGE
MORNING GRASS 2	128" 3251 mm	3 GPM 11 LPM	58
MORNING GRASS 3	145" 3683 mm	3 GPM 11 LPM	58
POPPY BUD	61" 1549 mm	1 GPM 5 LPM	58
SNAKE	0" 0 mm	5 GPM 19 LPM	59
SPARX	139" 3531 mm	15 GPM 57 LPM	59
SPROUT	43" 1092 mm	N/A	59
GROUND SPRAYS			
BUTTERCUP	0" 0 mm	9 GPM 34 LPM	78
CHARLOTTE'S WEB	0" 0 mm	7 GPM 26 LPM	78
CONFETTI SPRAY	0" 0 mm	6 GPM 23 LPM	75
DOUGHNUT	0" 0 mm	48 GPM 182 LPM	78
FOUNTAIN MOUNTAIN	0" 0 mm	13 GPM 49 LPM	75
GEYSER	0" 0 mm	6 GPM 23 LPM	75
GROUP VOLCANO	0" 0 mm	15 GPM 57 LPM	74
GUSHER	0" 0 mm	20 GPM 76 LPM	75
LILY PAD (SPRAY COVER)	0" 0 mm	N/A	79
MISTY MOUNTAIN	0" 0 mm	1 GPM 4 LPM	75
MONSTER 5	0" 0 mm	32 GPM 121 LPM	75
MOP TOP	0" 0 mm	12 GPM 45 LPM	78
POP IT	0" 0 mm	1 GPM 4 LPM	79
PUDDLES 1	0" 0 mm	5 GPM 19 LPM	77
PUDDLES 2	0" 0 mm	5 GPM 19 LPM	77
PUDDLES 3	0" 0 mm	5 GPM 19 LPM	77
SOLO SPURT	0" 0 mm	2 GPM 8 LPM	75
SOUND SPRAY	0" 0 mm	12 GPM 45 LPM	79
SPLIT SPURT	0" 0 mm	4 GPM 15 LPM	79



PRODUCT	HEIGHT	FLOW	PAGE	PRODUCT	HEIGHT	FLOW	PAGE	PRODUCT	HEIGHT	FLOW	PAGE
SPRAY TUNNEL 4	0" 0 mm	24 GPM 91 LPM	74	SNEAKY SPIN SOAKER 2	129" 3277 mm	14 GPM 53 LPM	32	WAVY WAND	146" 3708 mm	6 GPM 23 LPM	22
SPRAY TUNNEL 8	0" 0 mm	48 GPM 182 LPM	74	SOUND SPRAY	0" 0 mm	12 GPM 45 LPM	33	NATURE COLLECTION • WILDWOOD			
STARLET	0" 0 mm	7 GPM 26 LPM	78	TAPPIN' TUNES	0" 0 mm	8 GPM 30 LPM	33	CATERSPILLER	106" 2694 mm	5 GPM 19 LPM	36
STEADY STREAM	0" 0 mm	2 GPM 8 LPM	79	U.S.O.	24" 610 mm	10 GPM 38 LPM	33	CAT TAIL	127" 3226 mm	6 GPM 23 LPM	36
STRAIGHT UP	0" 0 mm	6 GPM 23 LPM	75	WAVY WAND	146" 3708 mm	6 GPM 23 LPM	32	DAISY MAE	118" 2997 mm	3 GPM 12 LPM	37
TAPPIN' TUNES	0" 0 mm	8 GPM 30 LPM	79	KALEIDOSCOPE COLLECTION				DAISY MAE WINDY	128" 3251 mm	3 GPM 12 LPM	37
TEAM EFFECT	0" 0 mm	15 GPM 57 LPM	74	ARCHIE	89" 2261 mm	5 GPM 19 LPM	23	FUN-BRELLA	37" 940 mm	16 GPM 61 LPM	37
TEAM EFFECT (MINI)	0" 0 mm	15 GPM 57 LPM	74	CANDY CANE	108" 2743 mm	5 GPM 19 LPM	22	FUN-GUY	25" 635 mm	5 GPM 19 LPM	37
TIDAL WAVE	0" 0 mm	20 GPM 76 LPM	79	CURVY CANE	131" 3327 mm	6 GPM 23 LPM	22	LEAFLET	108" 2743 mm	25 GPM 95 LPM	36
TILTY POP-IT	0" 0 mm	1 GPM 4 LPM	79	FROGGIE-O	88" 2235 mm	6 GPM 23 LPM	23	PAPILLON	94" 2388 mm	8 GPM 29 LPM	36
TOWER SPRAY	0" 0 mm	8 GPM 30 LPM	78	FUN-GUY	25" 635 mm	5 GPM 19 LPM	23	POWER POST	42" 1067 mm	N/A	36
TULIP	0" 0 mm	15 GPM 53 LPM	75	HULA POST	113" 2870 mm	10 GPM 38 LPM	22	RAIN CAP	108" 2743 mm	5 GPM 19 LPM	36
TWIN SPURT	0" 0 mm	4 GPM 14 LPM	79	MAGNIF-EYE	35" 889 mm	4 GPM 14 LPM	23	RAIN FOREST	140" 3556 mm	6 GPM 23 LPM	36
WAVE	0" 0 mm	6 GPM 23 LPM	79	MIST STICK	51" 1295 mm	6 GPM 23 LPM	23	TRILLI LILY	129" 3277 mm	3 GPM 12 LPM	37
JAMSESSIONS COLLECTION				MISTY TWISTY	47" 1189 mm	3 GPM 11 LPM	23	TRILLI LILY WINDY	118" 2997 mm	3 GPM 12 LPM	37
AQUA ARCH	64" 1626 mm	6 GPM 23 LPM	32	O-RIGINAL	120" 3048"	6 GPM 23 LPM	23	WATERLEAF	109" 2769 mm	12 GPM 45 LPM	36
COOLTRANE	130" 3302 mm	4 GPM 15 LPM	32	POLKA DOT SPRAY	0" 0 mm	4 GPM 15 LPM	22	WIGGLY	34" 864 mm	3 GPM 12 LPM	37
COSMIC CANNON	37" 940 mm	6 GPM 23 LPM	33	POWER POST	42" 1067 mm	N/A	22	WIGGLY JR.	30" 762 mm	3 GPM 12 LPM	37
DIZZY	129" 3277 mm	4 GPM 15 LPM	32	RAINBOW DOME	64" 1626 mm	12 GPM 45 LPM	23	WIGGLY SR.	37" 940 mm	3 GPM 12 LPM	37
FUN-BRELLA	37" 940 mm	16 GPM 61 LPM	33	SNEAKY SOAKER 3	134" 3404 mm	25 GPM 95 LPM	22	NATURE COLLECTION • RANCH & JUNGLE			
MAESTRO	41" 1141 mm	N/A	33	SNEAKY SPIN SOAKER 2	129" 3277 mm	14 GPM 53 LPM	22	CHARGER	105" 2667 mm	9 GPM 34 LPM	38
MAGNIF-EYE	35" 889 mm	4 GPM 15 LPM	33	SPIN-A-ROO	109" 2769 mm	4 GPM 15 LPM	22	GEROME	132" 3353 mm	9 GPM 34 LPM	39
MISTY TWISTY	47" 1189 mm	3 GPM 12 LPM	33	SPIN SPLASHER	129" 3277 mm	2 GPM 8 LPM	22	POLY PALM	118" 2997 mm	3 GPM 11 LPM	39
POPS	133" 3378 mm	4 GPM 15 LPM	32	SPINNY SQUIRT	22" 559 mm	3 GPM 12 LPM	23	POLY PALM 5	123" 3139 mm	3 GPM 11 LPM	39
RAINBOW	64" 1626 mm	24 GPM 91 LPM	32	SPLASH BLASTER	35" 889 mm	4 GPM 15 LPM	22	POLY PALM WINDY	129" 3285 mm	3 GPM 11 LPM	39
SNEAKY SOAKER 3	134" 3404 mm	25 GPM 95 LPM	32	SPIRAL TUNNEL	79" 2007 mm	24 GPM 91 LPM	23	WATER TOWER	133" 3378 mm	13 GPM 49 LPM	38

PRODUCT	HEIGHT	FLOW	PAGE
NAUTICAL COLLECTION • HIGH SEAS			
ANCHORS AWAY	133" 3378 mm	6 GPM 23 LPM	45
BLUE WHALE BODY	79" 3378 mm	15 GPM 53 LPM	44
CALYPSO	37" 940 mm	18 GPM 68 LPM	44
CARRONADE	38" 965 mm	6 GPM 23 LPM	45
CROW'S NEST	162" 4115 mm	8 GPM 30 LPM	44
CYCLONE	38" 965 mm	16 GPM 61 LPM	45
FISHIN' POLE	141" 3581 mm	5 GPM 19 LPM	45
FUN-BRELLA	37" 940 mm	16 GPM 61 LPM	45
MAGNIF-EYE	35" 889 mm	4 GPM 14 LPM	45
OCTOPUS	30" 762 mm	15 GPM 57 LPM	44
PERRY SCOPE	104" 2642 mm	6 GPM 23 LPM	45
OGOPOGO	101" 2565 mm	10 GPM 38 LPM	44
OGO (HEAD ONLY)	101" 2565 mm	10 GPM 38 LPM	44
POLY PALM	118" 2997 mm	3 GPM 11 LPM	45
POLY PALM 5	123" 3139 mm	3 GPM 11 LPM	45
POLY PALM COCO	123" 3136 mm	3 GPM 11 LPM	45
POLY PALM WINDY	129" 3285 mm	3 GPM 11 LPM	45
POWER POST	42" 1067 mm	N/A	44
SAIL AWAY 1	162" 4115 mm	4 GPM 15 LPM	45
SAIL AWAY 2	162" 4115 mm	5 GPM 19 LPM	45
SAIL AWAY SPIN 1	162" 4115 mm	4 GPM 15 LPM	45
SAIL AWAY SPIN 2	162" 4115 mm	6 GPM 23 LPM	45
WHALE TAIL	101" 2565 mm	12 GPM 45 LPM	44
NAUTICAL COLLECTION • SURF SPRAY			
RAIN CAP	108" 2743 mm	5 GPM 19 LPM	48

PRODUCT	HEIGHT	FLOW	PAGE
SOLIS 24	24" 610 mm	6 GPM 23 LPM	48
SOLIS 36	36" 914 mm	6 GPM 23 LPM	48
SURF BOARD	90" 2286 mm	4 GPM 14 LPM	48
SURF CANNON	43" 1092 mm	1 GPM 4 LPM	48
PLAY CLUSTERS - VOYAGES			
PLEASE CONTACT FOR SPECS			50
PLAY PALS			
CYCLONE	38" 965 mm	16 GPM 61 LPM	69
FUN-BRELLA	37" 940 mm	16 GPM 61 LPM	69
FUN-GUY	25" 635 mm	5 GPM 19 LPM	69
HELICES	133" 3378 mm	2 GPM 8 LPM	68
MEGA SOAKER	208" 5273 mm	50 GPM 190 LPM	68
MISTY TWISTY	47" 1189 mm	3 GPM 11 LPM	69
O-RIGINAL	120" 3048"	6 GPM 23 LPM	69
POWER POST	42" 1067 mm	N/A	68
SNEAKY SOAKER 2	134" 3404 mm	17 GPM 64 LPM	68
SNEAKY SOAKER 3	134" 3404 mm	25 GPM 95 LPM	68
SNEAKY SPIN SOAKER 2	129" 3277 mm	14 GPM 53 LPM	68
SNEAKY SPIN SOAKER 3	129" 3277 mm	25 GPM 95 LPM	68
SPINNY SQUIRT	22" 559 mm	3 GPM 11 LPM	69
SPIRAL TUNNEL	79" 2007 mm	24 GPM 91 LPM	69
SPLASH BLASTER	35" 889 mm	4 GPM 15 LPM	68
TEAM BLASTER	37" 940 mm	8 GPM 30 LPM	68
U.S.O	24" 610 mm	10 GPM 38 LPM	69
WATER-O	79" 2007 mm	6 GPM 23 LPM	69
REVOLUTIONS COLLECTION			

PRODUCT	HEIGHT	FLOW	PAGE
BLOOMIN' SOAKER 1	106" 3692 mm	15 GPM 57 LPM	27
BLOOMIN' SOAKER 2	124" 3150 mm	30 GPM 114 LPM	27
FUN-BRELLA	37" 940 mm	16 GPM 61 LPM	26
HELICES	133" 3378 mm	2 GPM 8 LPM	27
MEGA SOAKER	213" 5410 mm	50 GPM 190 LPM	26
POWER POST	42" 1067 mm	N/A	27
SOLIS 24	24" 610 mm	6 GPM 23 LPM	26
SOLIS 36	36" 914 mm	6 GPM 23 LPM	26
SPIN SPRAY 1	80" 2032 mm	3 GPM 11 LPM	27
SPIN SPRAY 2	101" 2565 mm	3 GPM 11 LPM	27
SPINNY SQUIRT	22" 559 mm	3 GPM 11 LPM	26
SPLASH BLASTER	35" 889 mm	4 GPM 15 LPM	26
SPIRAL TUNNEL	79" 2007 mm	24 GPM 91 LPM	27
TEAM BLASTER	37" 940 mm	8 GPM 30 LPM	26
TWIST N' SPILL 1	139" 3531 mm	8 GPM 30 LPM	27
TWIST N' SPILL 2	139" 3531 mm	16 GPM 61 LPM	27
WATER-O	79" 2007 mm	6 GPM 23 LPM	27
U.S.O.	24" 610 mm	10 GPM 38 LPM	26
SHORELINE COLLECTION			
BEACH BALL SOAKER	163" 4150 mm	30 GPM 113 LPM	54
BUOY SPRAY	0" 0 mm	12 GPM 45 LPM	55
CERITH SPRAY	0" 0 mm	12 GPM 45 LPM	55
CLAMSHELL SPRAY	0" 0 mm	12 GPM 45 LPM	55
KITE	144" 3657 mm	4 GPM 15 LPM	54
MARRAM GRASS	119" 3029 mm	6 GPM 23 LPM	55
MOONSNAIL SPRAY	0" 0 mm	12 GPM 45 LPM	55



PRODUCT	HEIGHT	FLOW	PAGE	PRODUCT	HEIGHT	FLOW	PAGE	PRODUCT	HEIGHT	FLOW	PAGE
SEAGULL	122" 3106 mm	5 GPM 19 LPM	55	WINDSOCK	126" 3204 mm	4 GPM 15 LPM	54	SURF STONE 2	11" 279 mm	5 GPM 19 LPM	70
STARFISH SPRAY	0" 0 mm	12 GPM 45 LPM	55	STONES				SURF STONE 3	10" 254 mm	5 GPM 19 LPM	70
TURTLE SPRAY	0" 0 mm	12 GPM 45 LPM	55	SAND STONE 1	24" 610 mm	N/A	70	WATERWAYS			
TURTLE TOT SPRAY	0" 0 mm	12 GPM 45 LPM	55	SAND STONE 2	11" 279 mm	N/A	70	PLEASE CONTACT FOR SPECS			85
WATER FLOWER	105" 2663 mm	10 GPM 38 LPM	54	SAND STONE 3	12" 305 mm	N/A	70				
WHIRLER	31" 782 mm	N/A	54	SURF STONE 1	10" 254 mm	5 GPM 19 LPM	70				



Due to our commitment to continuous improvement and innovation, Waterplay Solutions Corp.® reserves the right to change product specifications without notice. Where dimensions or performance criteria are critical, please contact us for the latest product information. Photos displayed may not be representative of current design. The products, designs and photographs contained in this catalogue are protected by international copyright and other laws 2018. Waterplay is a registered trademark of Kinderplay Designs Incorporated and is used under license. Copyright © 2019 Waterplay® Solutions Corp. All Rights Reserved.



With over 30 years of industry experience, Waterplay has helped shaped thousands of aquatic play spaces around the world. Quality, tireless dedication to innovation and unmatched customer service are what set us apart from our competitors. Contact us today to experience **#theWaterplayDifference**.

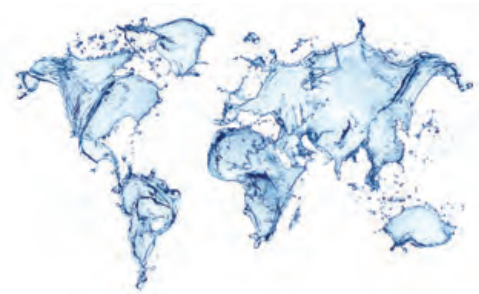
1.800.590.5552 (USA & CAN) | +1 (250) 712.3393 (INTL)

Visit [www.waterplay.com](http://www.waterplay.com) today and be a part of our social network:



w w w . w a t e r p l a y . c o m

AFRICA | ASIA | AUSTRALIA | EUROPE | NORTH AMERICA | SOUTH AMERICA



## ADVANCED PLANNING TOOLS

Discover **WATERPLAY INTERACTIVE**. Exclusive to Waterplay, this cutting-edge project building application is complete with rendering capabilities and product documentation, giving you the ability to create anytime.

Visit [www.waterplay.com](http://www.waterplay.com) to get started on your next project today.



**WOMEN  
OWNED**